

Traffic Report

Traffic Overview from Thu Feb 1 2024 to Thu Feb 29 2024

Vehicle Speed Classes (Mph)

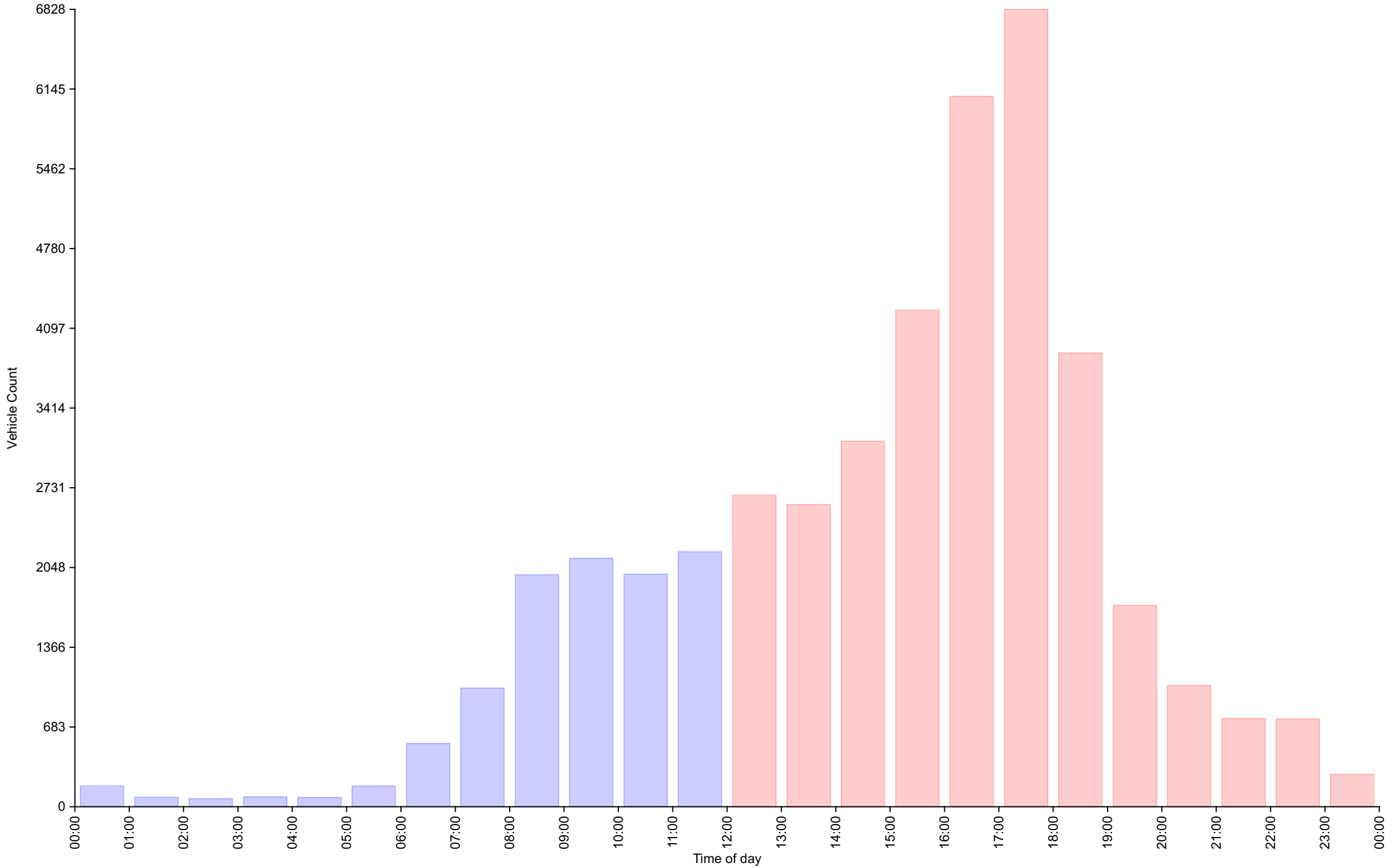
	<15	15 20	20 25	25 30	30 35	35 40	40 45	45 50	50 55	55 60	60 65	65 70	>70	Total	85th Percentile
00:00	15	6	0	21	53	49	20	10	2	2	1	0	1	180	41.3
01:00	17	0	0	9	25	17	7	3	1	2	2	1	0	84	41.2
02:00	0	0	1	1	21	21	10	7	4	3	1	0	0	69	46.8
03:00	34	4	2	6	23	7	4	1	0	1	1	2	0	85	36.3
04:00	21	0	0	7	14	10	6	12	4	4	1	0	0	79	48.3
05:00	12	0	5	11	67	45	26	9	2	0	0	0	1	178	41.1
06:00	6	2	6	79	156	164	75	31	14	4	3	1	1	542	41.5
07:00	11	24	18	112	379	293	125	41	13	0	0	0	1	1017	39.7
08:00	17	17	16	162	707	668	277	82	23	13	4	0	1	1987	40.3
09:00	15	27	15	147	739	760	336	69	15	3	0	0	2	2128	40.0
10:00	27	35	24	217	697	645	263	64	12	5	2	1	0	1992	39.7
11:00	32	42	42	270	853	633	242	55	12	1	0	2	1	2185	38.8
12:00	36	34	38	284	1015	833	312	99	16	0	2	0	1	2670	39.3
13:00	24	44	36	234	941	867	336	75	21	6	2	1	1	2588	39.6
14:00	31	34	33	245	1157	1040	444	112	26	4	4	0	0	3130	40.0
15:00	11	21	28	371	1649	1402	549	160	35	19	4	2	3	4254	39.8
16:00	16	39	27	469	2466	2065	769	172	32	18	9	1	1	6084	39.3
17:00	9	12	22	619	3127	2112	718	154	36	12	5	1	1	6828	38.7
18:00	3	9	12	448	1801	1130	348	91	23	10	2	6	4	3887	38.3
19:00	6	3	7	221	723	476	189	59	31	4	2	2	1	1724	39.7
20:00	12	0	7	116	412	310	120	39	13	4	2	2	1	1038	39.7
21:00	3	1	7	90	284	222	91	27	17	4	4	3	2	755	40.5
22:00	7	1	3	71	278	218	122	26	17	5	3	0	2	753	40.8
23:00	13	3	0	28	75	89	34	12	9	7	4	2	2	278	42.7
AM Total	207	157	129	1042	3734	3312	1391	384	102	38	15	7	8		
PM Total	171	201	220	3196	13928	10764	4032	1026	276	93	43	20	19		
Total	378	358	349	4238	17662	14076	5423	1410	378	131	58	27	27		
Percent	0.85%	0.80%	0.78%	9.52%	39.68%	31.62%	12.18%	3.17%	0.85%	0.29%	0.13%	0.06%	0.06%		

Time of day

Total Vehicles : 44515
 30th Percentile : 31.4 MPH
 50th Percentile : 33.8 MPH
 85th Percentile : 39.5 MPH
 95th Percentile : 43.7 MPH
 Average Speed : 34.7 MPH
 Highest Speed : 92.9 MPH
 Total Over Speed Limit : 88.0 % (39192 / 44515)

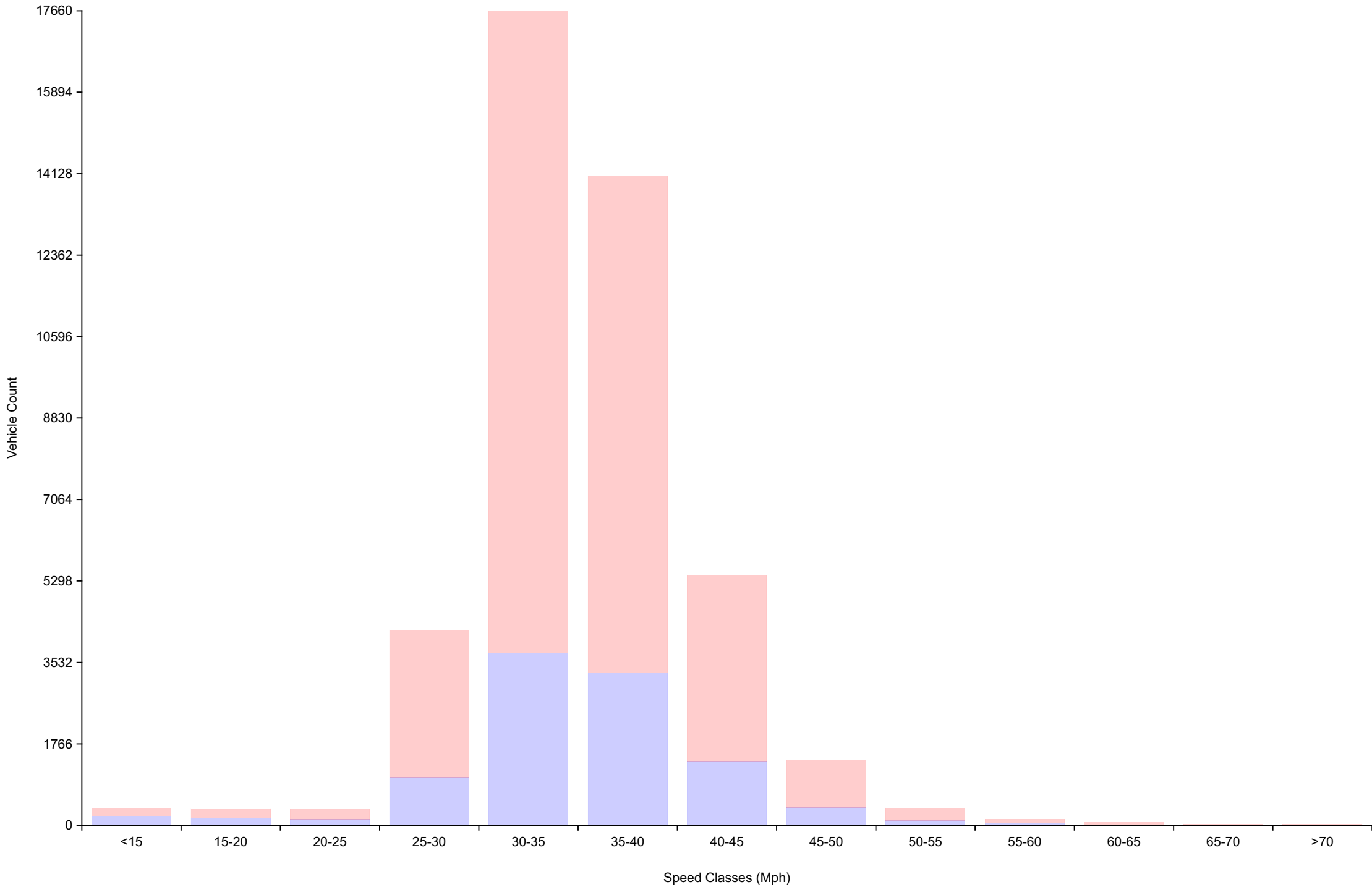
Vehicle Counts By Hour

Traffic Overview from Thu Feb 1 2024 to Thu Feb 29 2024
(60 Minute Resolution)



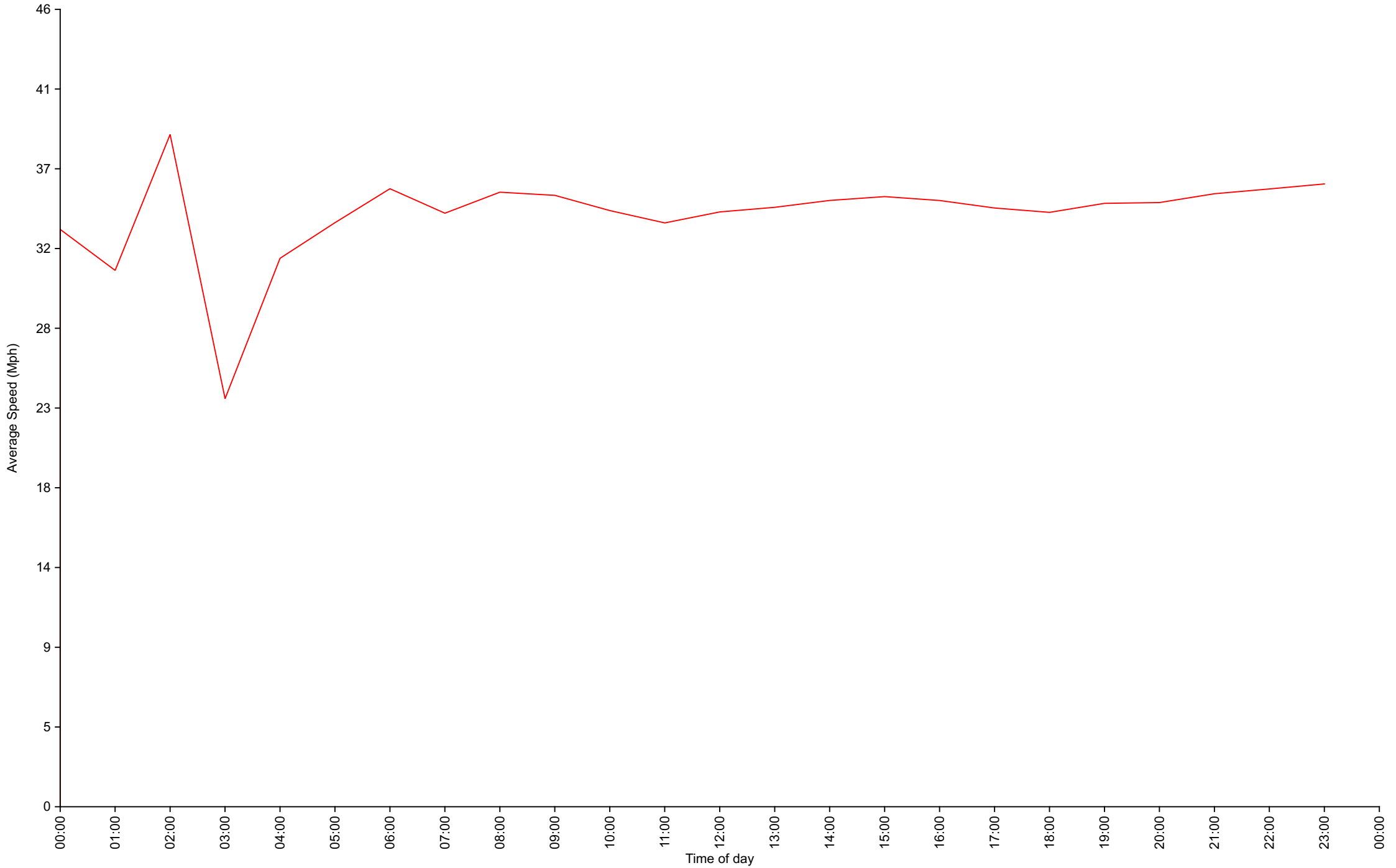
Vehicle Counts By Speed Class

Traffic Overview from Thu Feb 1 2024 to Thu Feb 29 2024



Average Speed By Hour

Traffic Overview from Thu Feb 1 2024 to Thu Feb 29 2024
(60 Minute Resolution)



Cumulative Speed Distribution Curve

Traffic Overview from Thu Feb 1 2024 to Thu Feb 29 2024

