

# Traffic Report

Traffic Overview from Thu Feb 1 2024 to Thu Feb 29 2024

## Vehicle Speed Classes (Mph)

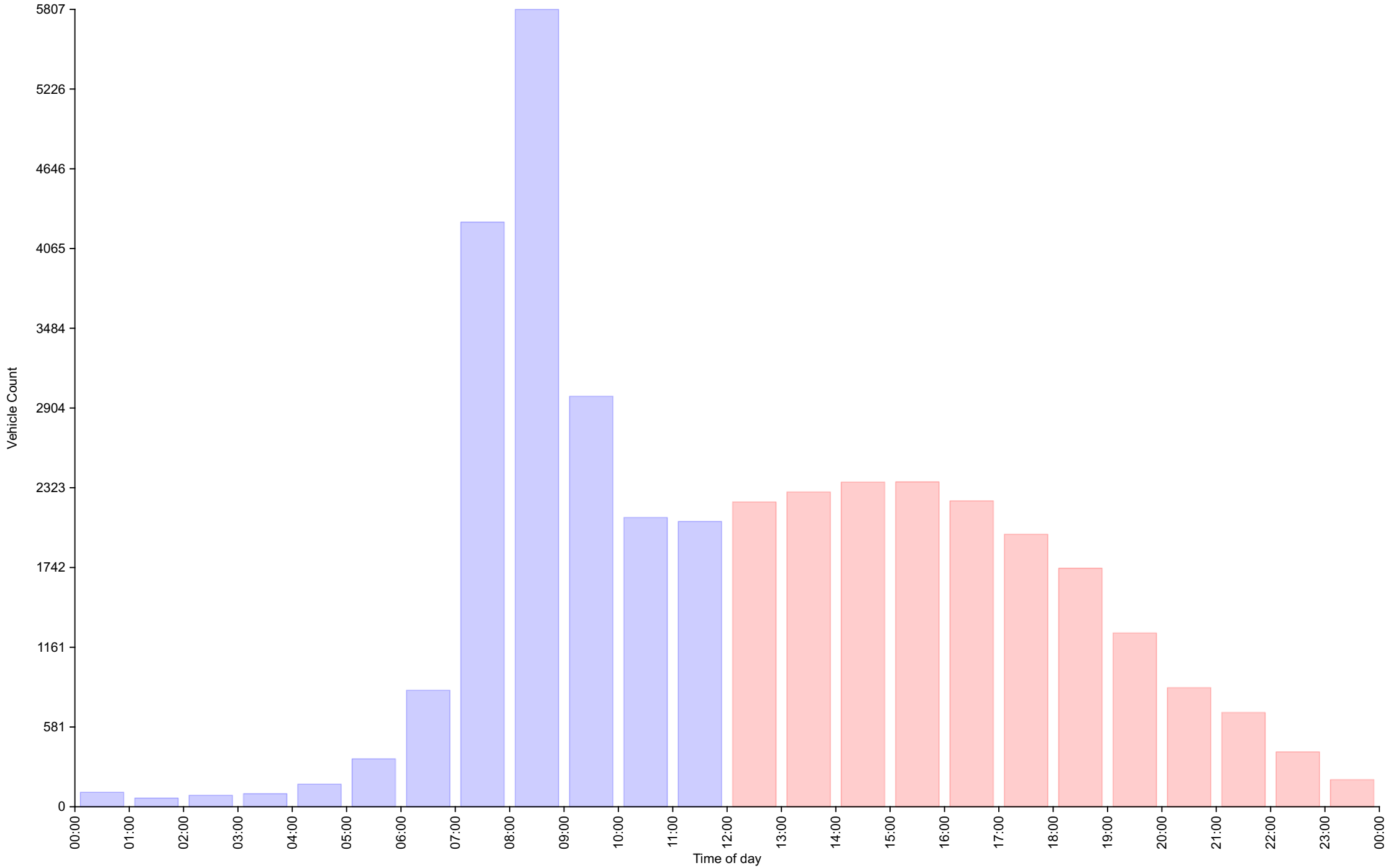
	<15	15 20	20 25	25 30	30 35	35 40	40 45	45 50	50 55	55 60	60 65	65 70	>70	Total	85th Percentile
00:00	12	0	0	27	32	18	11	3	1	2	0	0	0	106	39.6
01:00	0	0	1	16	21	12	6	5	0	1	1	0	0	63	42.6
02:00	6	5	4	16	19	8	3	5	9	6	<b>2</b>	<b>1</b>	0	84	<b>51.4</b>
03:00	8	2	3	13	19	13	21	7	3	5	1	0	0	95	44.6
04:00	23	0	6	30	50	29	4	16	6	0	0	1	0	165	41.2
05:00	9	10	3	53	144	95	23	10	0	1	1	0	0	349	37.5
06:00	6	8	2	101	347	222	81	50	19	<b>11</b>	2	0	0	849	41.3
07:00	6	7	27	403	1925	1366	400	96	20	7	0	0	<b>1</b>	4258	38.3
08:00	11	27	<b>49</b>	<b>681</b>	<b>2743</b>	<b>1752</b>	<b>413</b>	<b>99</b>	<b>21</b>	9	2	0	0	<b>5807</b>	37.6
09:00	13	24	38	365	1344	865	260	60	14	6	1	0	0	2990	38.1
10:00	27	34	46	370	993	471	121	33	9	1	1	0	1	2107	37.0
11:00	<b>43</b>	<b>44</b>	37	412	886	487	117	37	13	2	0	0	0	2078	36.9
12:00	<b>20</b>	35	<b>50</b>	393	1022	518	136	38	4	2	1	1	0	2220	36.8
13:00	20	<b>41</b>	50	447	1048	506	148	25	6	1	0	1	0	2293	36.6
14:00	19	28	31	430	<b>1143</b>	521	146	33	9	3	1	1	0	2365	36.7
15:00	5	23	36	421	1036	<b>600</b>	185	46	8	3	2	1	0	<b>2366</b>	37.6
16:00	8	19	34	358	982	555	<b>197</b>	<b>54</b>	<b>15</b>	4	1	1	0	2228	38.2
17:00	7	26	23	402	854	480	140	34	12	3	<b>4</b>	0	0	1985	37.4
18:00	6	20	25	<b>478</b>	764	311	75	37	12	5	4	0	0	1737	36.2
19:00	4	5	26	308	555	244	79	29	11	2	3	0	0	1266	36.9
20:00	1	3	22	220	333	192	65	20	8	2	0	1	1	868	37.6
21:00	2	6	7	162	266	138	59	31	6	<b>7</b>	1	<b>2</b>	0	687	<b>39.3</b>
22:00	0	0	4	91	180	72	27	17	4	0	3	0	<b>2</b>	400	38.4
23:00	0	0	0	45	96	30	21	4	1	0	0	0	1	198	37.8
AM Total	164	161	216	2487	<b>8523</b>	5338	1460	421	115	51	11	2	2		
PM Total	92	206	308	3755	<b>8279</b>	4167	1278	368	96	32	20	8	4		
Total	256	367	524	6242	<b>16802</b>	9505	2738	789	211	83	31	10	6		
Percent	0.68%	0.98%	1.39%	16.62%	<b>44.73%</b>	25.30%	7.29%	2.10%	0.56%	0.22%	0.08%	0.03%	0.02%		

Time of day

Total Vehicles : 37564  
 30th Percentile : 30.2 MPH  
 50th Percentile : 32.3 MPH  
 85th Percentile : 37.6 MPH  
 95th Percentile : 41.9 MPH  
 Average Speed : 33.2 MPH  
 Highest Speed : 86.0 MPH  
 Total Over Speed Limit : 80.3 % (30175 / 37564)

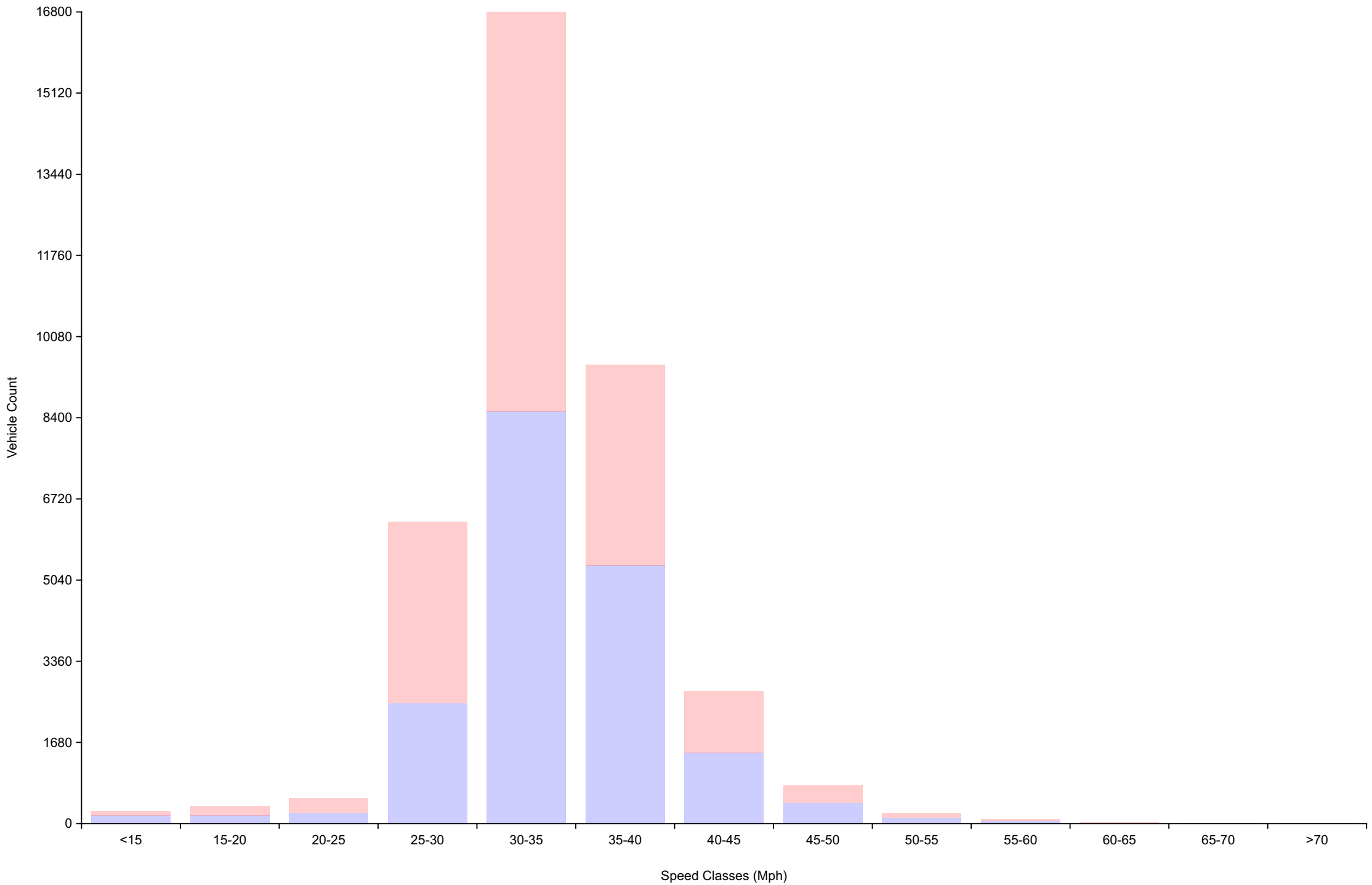
# Vehicle Counts By Hour

Traffic Overview from Thu Feb 1 2024 to Thu Feb 29 2024  
(60 Minute Resolution)



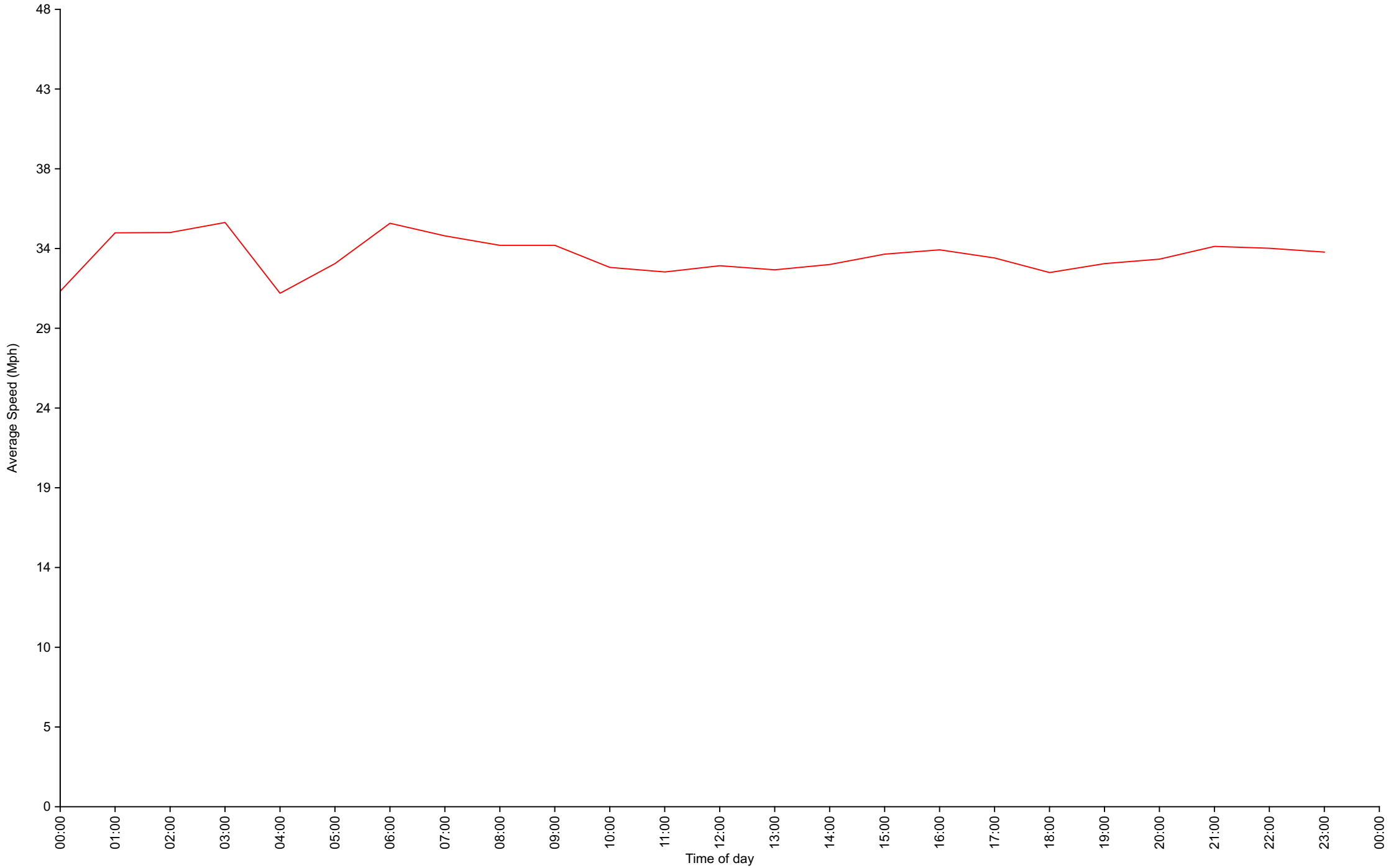
# Vehicle Counts By Speed Class

Traffic Overview from Thu Feb 1 2024 to Thu Feb 29 2024



# Average Speed By Hour

Traffic Overview from Thu Feb 1 2024 to Thu Feb 29 2024  
(60 Minute Resolution)



# Cumulative Speed Distribution Curve

Traffic Overview from Thu Feb 1 2024 to Thu Feb 29 2024

