

# Traffic Report

Traffic Overview from Fri Mar 1 2024 to Mon Apr 1 2024

## Vehicle Speed Classes (Mph)

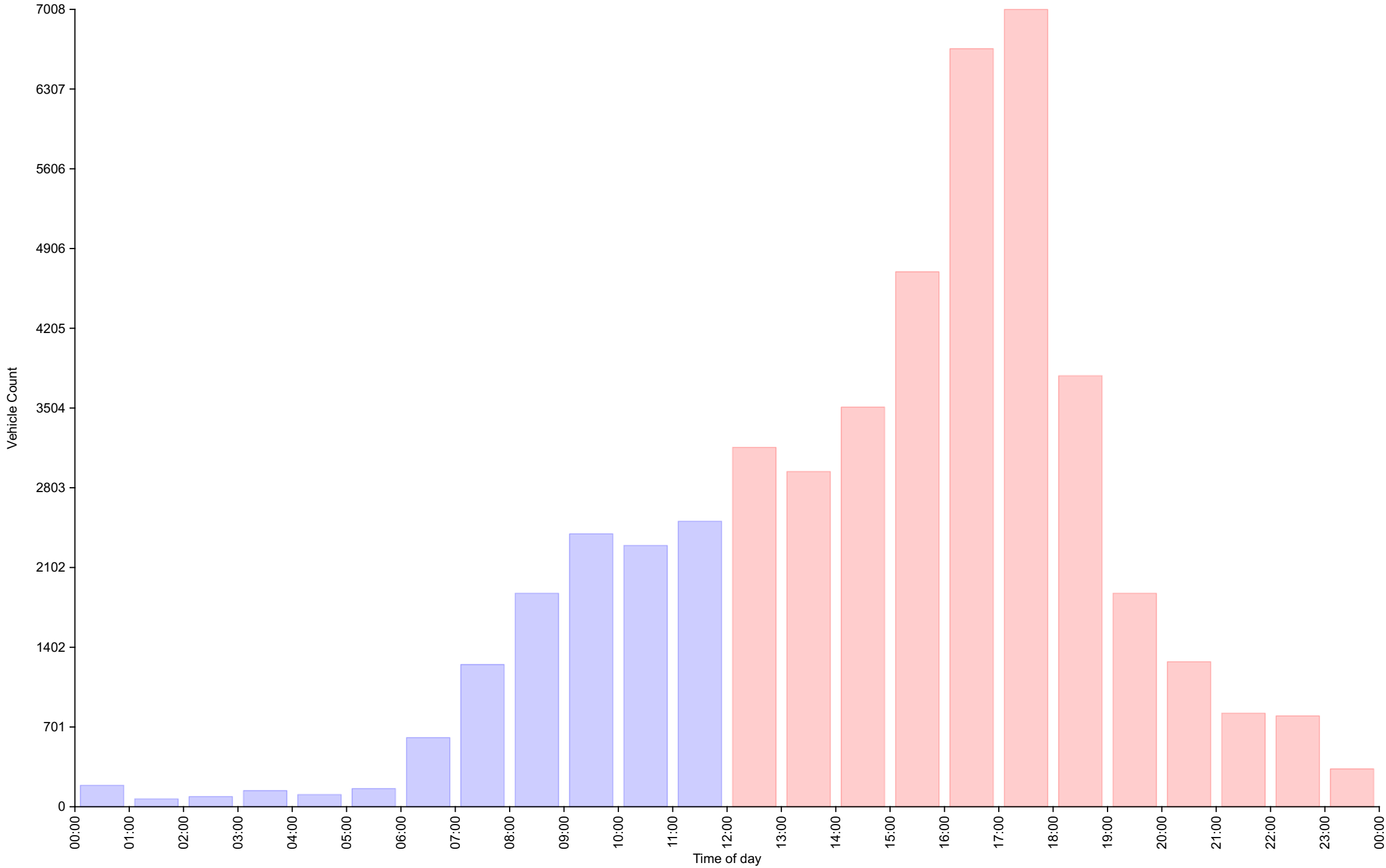
	<15	15 20	20 25	25 30	30 35	35 40	40 45	45 50	50 55	55 60	60 65	65 70	>70	Total	85th Percentile
00:00	8	2	0	26	58	48	18	12	7	2	5	1	2	189	44.6
01:00	11	0	0	4	19	13	7	8	5	1	0	1	1	70	<b>46.8</b>
02:00	14	1	1	14	18	23	7	6	0	5	0	0	1	90	41.5
03:00	17	2	5	27	63	12	6	6	1	3	0	0	0	142	36.7
04:00	9	2	2	18	45	11	7	9	3	1	1	0	0	108	41.8
05:00	9	5	0	11	62	22	23	14	9	4	1	0	0	160	44.8
06:00	10	9	4	82	220	127	74	53	22	4	1	1	1	608	43.0
07:00	16	11	4	93	416	397	202	78	<b>25</b>	5	2	0	1	1250	41.3
08:00	20	9	15	120	634	644	312	77	22	<b>13</b>	<b>8</b>	<b>3</b>	0	1877	41.0
09:00	13	15	17	190	833	<b>869</b>	<b>342</b>	<b>95</b>	23	2	0	0	0	2399	39.8
10:00	21	<b>32</b>	<b>40</b>	194	888	724	302	66	24	5	1	0	0	2297	39.6
11:00	<b>27</b>	31	39	<b>249</b>	<b>953</b>	818	285	73	20	4	4	3	<b>4</b>	<b>2510</b>	39.2
12:00	17	28	54	337	1152	1006	422	106	28	6	2	1	0	3159	39.8
13:00	16	30	46	257	1121	964	374	101	27	9	1	1	0	2947	39.6
14:00	15	37	41	321	1254	1183	486	131	27	11	5	1	1	3513	40.0
15:00	<b>25</b>	27	23	401	1787	1593	653	139	39	9	5	1	0	4702	39.7
16:00	20	<b>39</b>	29	472	2543	2356	920	212	48	13	4	<b>6</b>	1	6663	39.7
17:00	5	12	<b>55</b>	<b>481</b>	<b>2730</b>	<b>2466</b>	<b>963</b>	<b>224</b>	<b>58</b>	9	4	0	1	<b>7008</b>	39.7
18:00	7	18	17	313	1504	1235	510	123	33	<b>17</b>	5	2	<b>5</b>	3789	39.8
19:00	14	10	14	220	783	521	201	75	25	8	3	2	1	1877	39.6
20:00	10	4	3	160	523	348	131	58	22	5	5	3	3	1275	40.0
21:00	10	1	11	111	321	224	93	32	11	4	1	3	1	823	39.8
22:00	18	3	7	114	295	191	118	34	9	3	<b>6</b>	1	0	799	40.9
23:00	4	0	2	24	135	81	44	19	9	4	4	2	5	333	<b>42.8</b>
AM Total	175	119	127	1028	<b>4209</b>	3708	1585	497	161	49	23	9	10		
PM Total	161	209	302	3211	<b>14148</b>	12168	4915	1254	336	98	45	23	18		
Total	336	328	429	4239	<b>18357</b>	15876	6500	1751	497	147	68	32	28		
Percent	0.69%	0.68%	0.88%	8.72%	<b>37.78%</b>	32.67%	13.38%	3.60%	1.02%	0.30%	0.14%	0.07%	0.06%		

Time of day

Total Vehicles : 48588  
 30th Percentile : 31.7 MPH  
 50th Percentile : 34.2 MPH  
 85th Percentile : 39.9 MPH  
 95th Percentile : 44.2 MPH  
 Average Speed : 35.1 MPH  
 Highest Speed : 95.3 MPH  
 Total Over Speed Limit : 89.0 % (43256 / 48588)

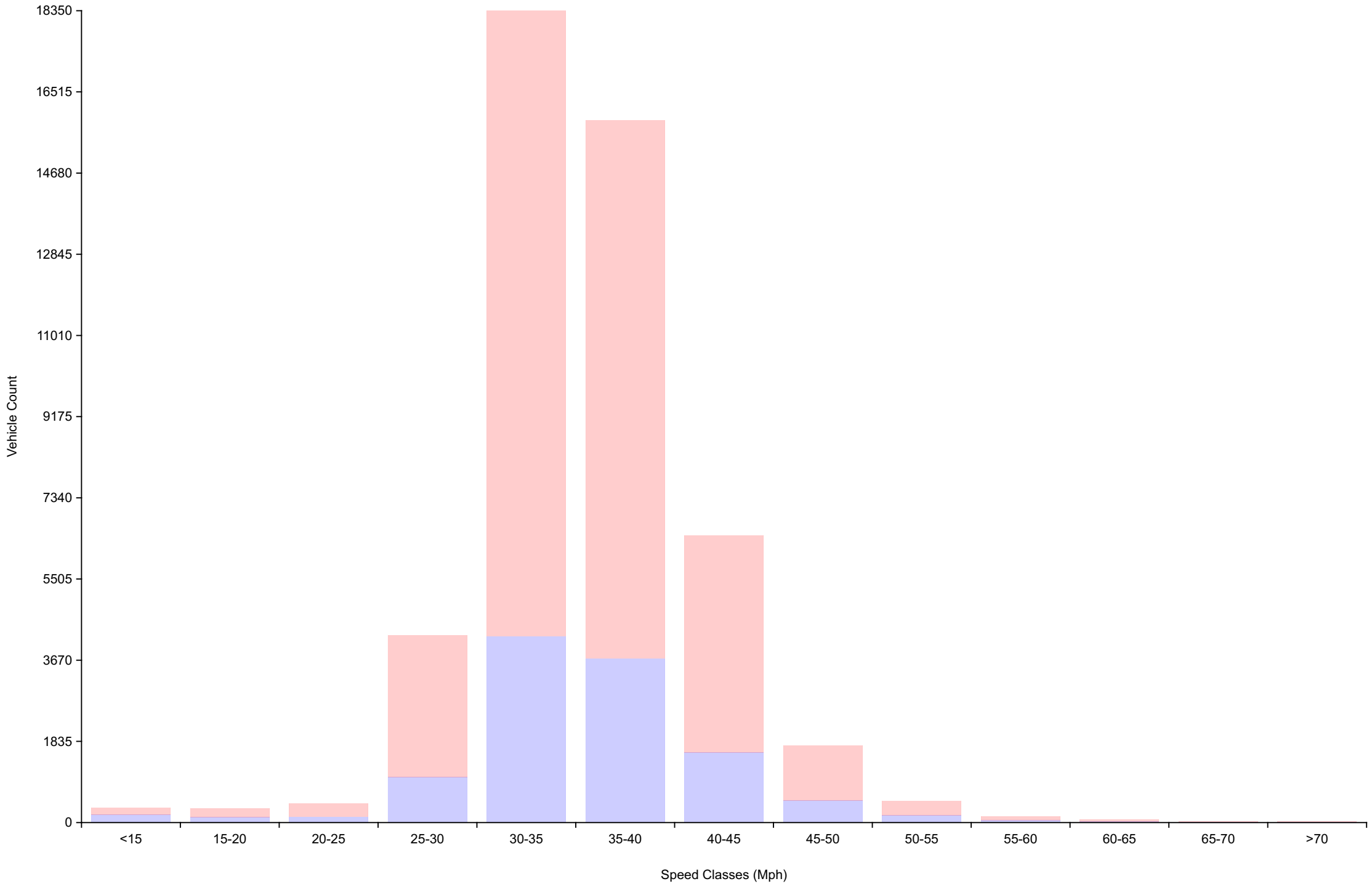
# Vehicle Counts By Hour

Traffic Overview from Fri Mar 1 2024 to Mon Apr 1 2024  
(60 Minute Resolution)



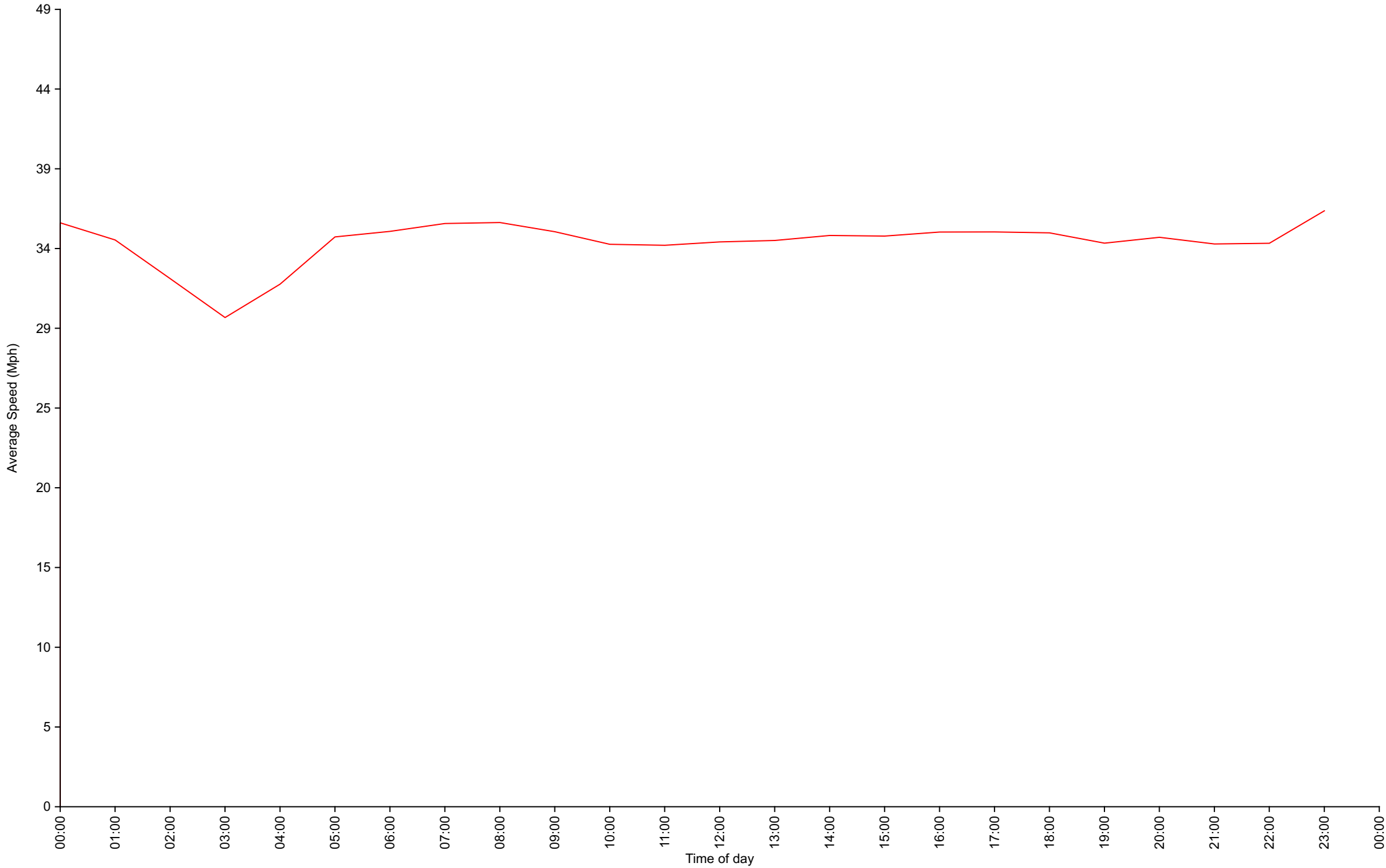
# Vehicle Counts By Speed Class

Traffic Overview from Fri Mar 1 2024 to Mon Apr 1 2024



# Average Speed By Hour

Traffic Overview from Fri Mar 1 2024 to Mon Apr 1 2024  
(60 Minute Resolution)



# Cumulative Speed Distribution Curve

Traffic Overview from Fri Mar 1 2024 to Mon Apr 1 2024

