

# Traffic Report

Traffic Overview from Fri Mar 1 2024 to Sun Mar 31 2024

## Vehicle Speed Classes (Mph)

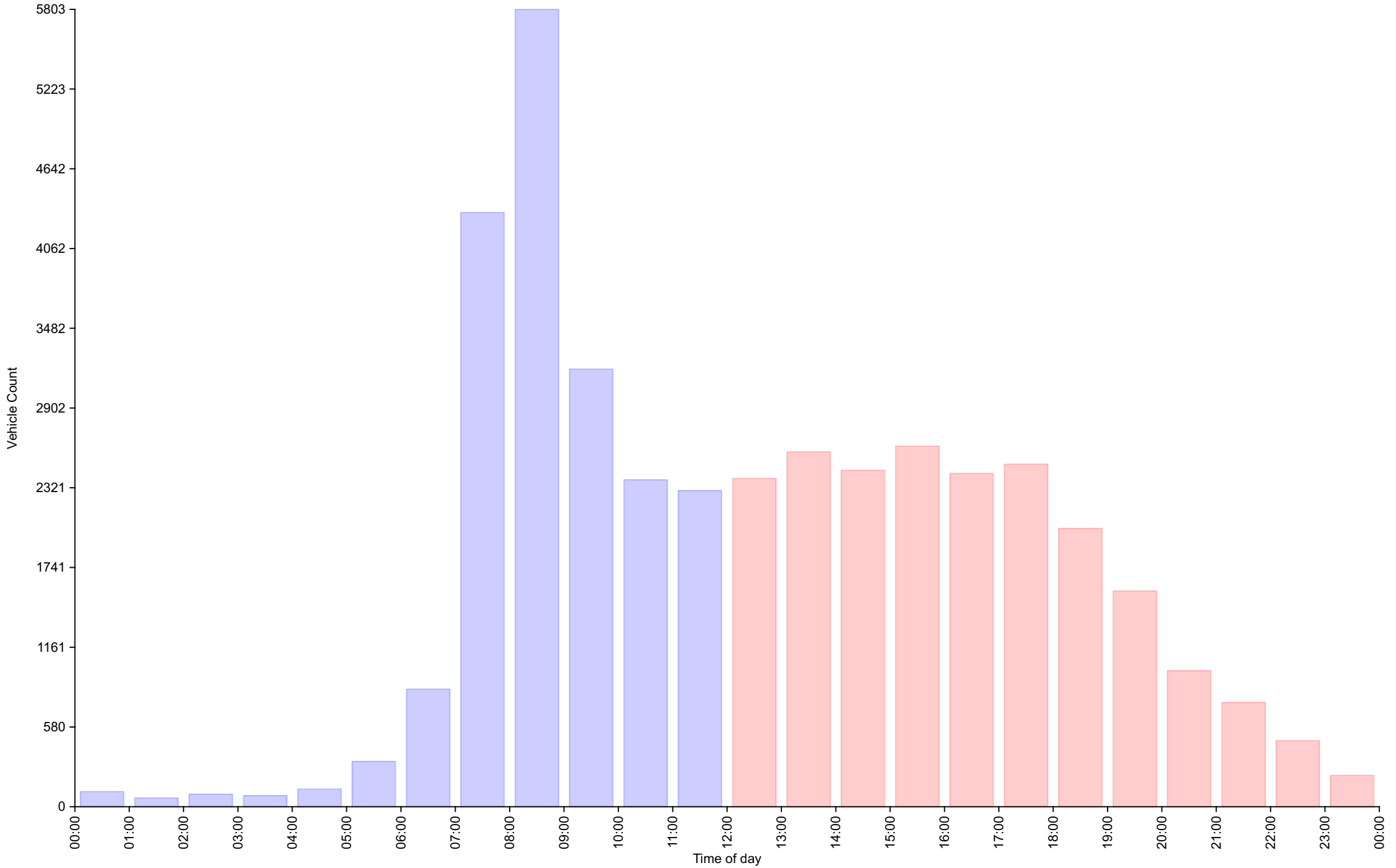
	<15	15 20	20 25	25 30	30 35	35 40	40 45	45 50	50 55	55 60	60 65	65 70	>70	Total	85th Percentile
00:00	2	0	1	26	45	18	11	3	1	3	1	0	0	111	40.7
01:00	4	2	1	18	20	6	10	2	1	0	0	0	0	64	40.2
02:00	2	8	9	19	30	10	2	3	5	3	0	0	0	91	36.4
03:00	0	6	2	12	17	12	7	12	8	4	0	0	1	81	49.9
04:00	0	0	1	14	51	36	10	15	2	1	0	0	0	130	43.5
05:00	5	6	2	47	130	103	26	5	4	2	0	0	0	330	38.2
06:00	6	3	2	101	255	230	153	67	29	6	4	1	0	857	43.2
07:00	7	25	13	266	1714	1586	556	123	27	4	3	0	1	4325	39.3
08:00	10	29	50	565	2614	1887	513	105	22	7	0	0	1	5803	38.0
09:00	17	35	28	393	1372	932	326	62	17	2	1	0	1	3186	38.4
10:00	18	42	32	408	1092	556	181	36	6	4	3	0	2	2380	37.4
11:00	35	45	49	403	1068	503	140	41	13	2	1	0	1	2301	36.8
12:00	20	27	55	444	1046	564	158	52	18	5	0	1	0	2390	37.2
13:00	14	36	72	452	1214	588	164	31	5	5	1	1	0	2583	36.7
14:00	22	21	48	415	1129	585	167	41	12	2	2	4	1	2449	37.3
15:00	16	23	31	444	1219	630	189	52	12	3	2	4	0	2625	37.3
16:00	6	27	51	435	1034	595	196	53	22	2	2	4	0	2427	37.9
17:00	8	15	22	427	1005	689	249	55	15	6	3	0	0	2494	38.4
18:00	18	18	20	379	848	525	153	44	17	4	0	0	0	2026	38.0
19:00	2	9	32	422	663	292	105	20	15	9	2	0	0	1571	36.9
20:00	1	2	27	263	387	189	70	34	7	4	2	2	3	991	38.3
21:00	2	8	18	200	291	131	63	20	10	7	2	2	5	759	38.7
22:00	3	1	5	143	206	73	24	12	8	3	3	1	0	482	36.8
23:00	11	1	2	56	86	49	10	6	6	0	1	0	1	229	37.6
AM Total	106	201	190	2272	8408	5879	1935	474	135	38	13	1	7		
PM Total	123	188	383	4080	9128	4910	1548	420	147	50	20	19	10		
Total	229	389	573	6352	17536	10789	3483	894	282	88	33	20	17		
Percent	0.56%	0.96%	1.41%	15.61%	43.10%	26.52%	8.56%	2.20%	0.69%	0.22%	0.08%	0.05%	0.04%		

Time of day

Total Vehicles : 40685  
 30th Percentile : 30.3 MPH  
 50th Percentile : 32.5 MPH  
 85th Percentile : 38.1 MPH  
 95th Percentile : 42.3 MPH  
 Average Speed : 33.6 MPH  
 Highest Speed : 92.8 MPH  
 Total Over Speed Limit : 81.5 % (33142 / 40685)

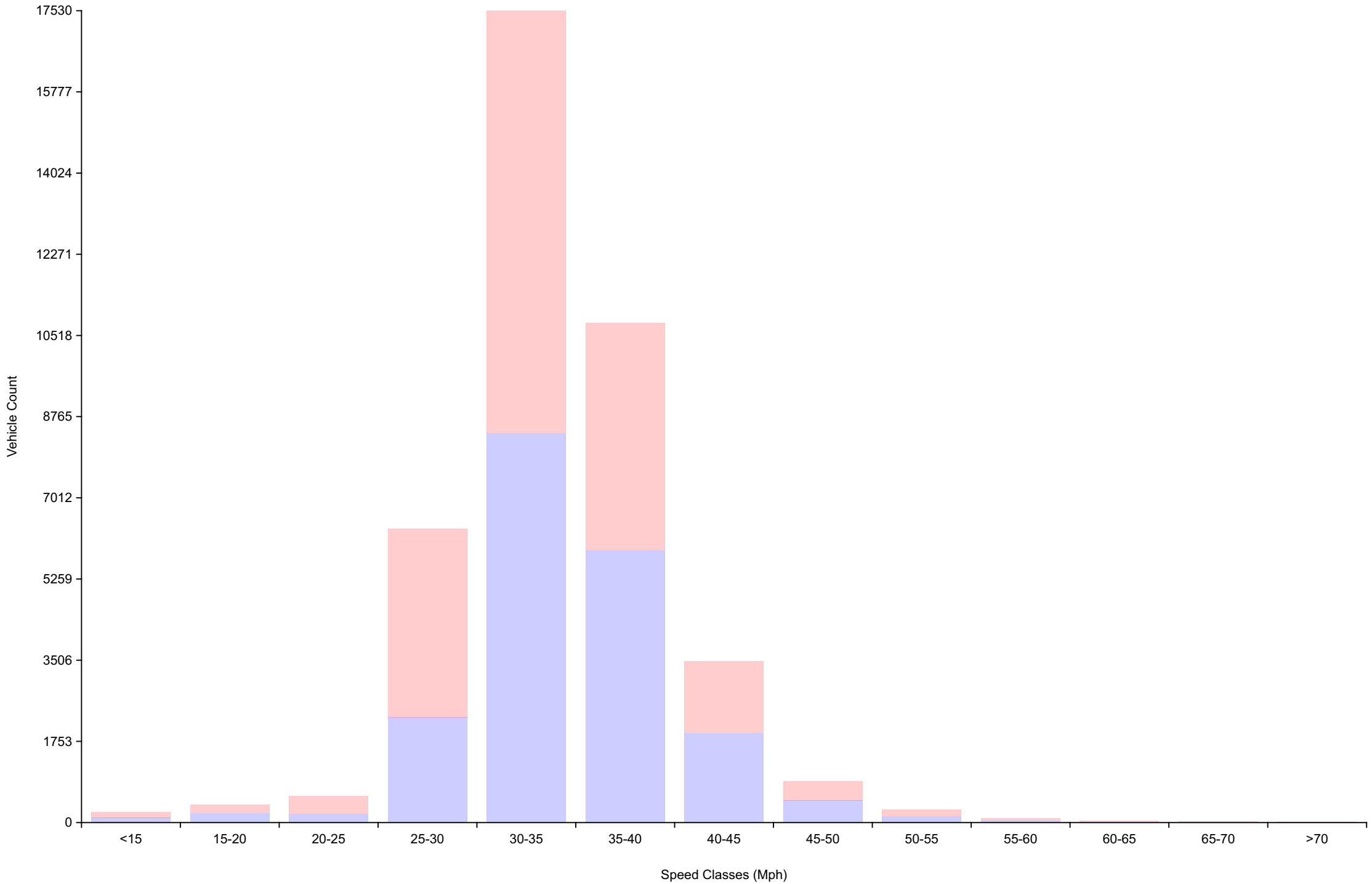
# Vehicle Counts By Hour

Traffic Overview from Fri Mar 1 2024 to Sun Mar 31 2024  
(60 Minute Resolution)



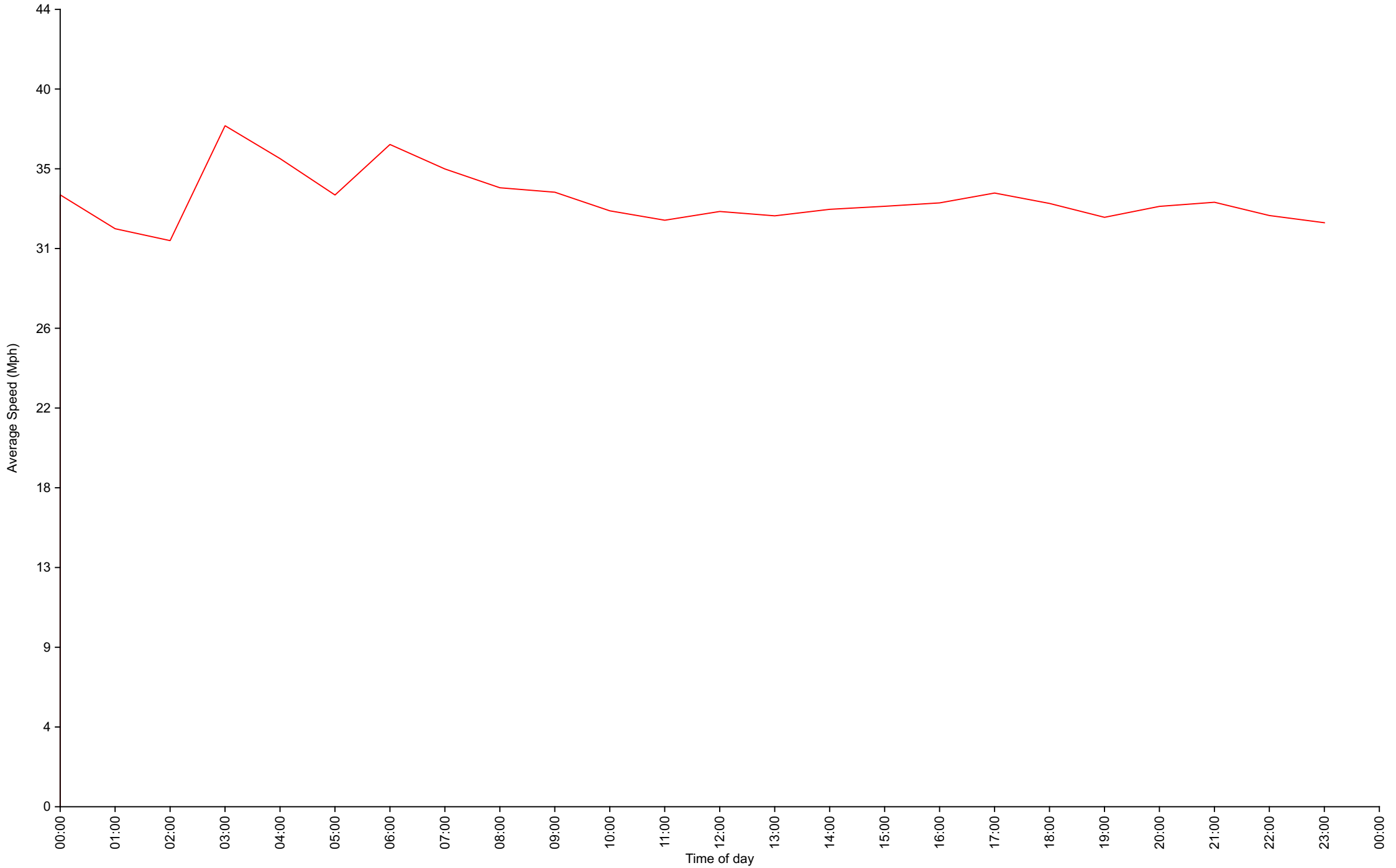
# Vehicle Counts By Speed Class

Traffic Overview from Fri Mar 1 2024 to Sun Mar 31 2024



# Average Speed By Hour

Traffic Overview from Fri Mar 1 2024 to Sun Mar 31 2024  
(60 Minute Resolution)



# Cumulative Speed Distribution Curve

Traffic Overview from Fri Mar 1 2024 to Sun Mar 31 2024

