

Traffic Report

Traffic Overview from Mon Jan 1 2024 to Wed Jan 31 2024

Vehicle Speed Classes (Mph)

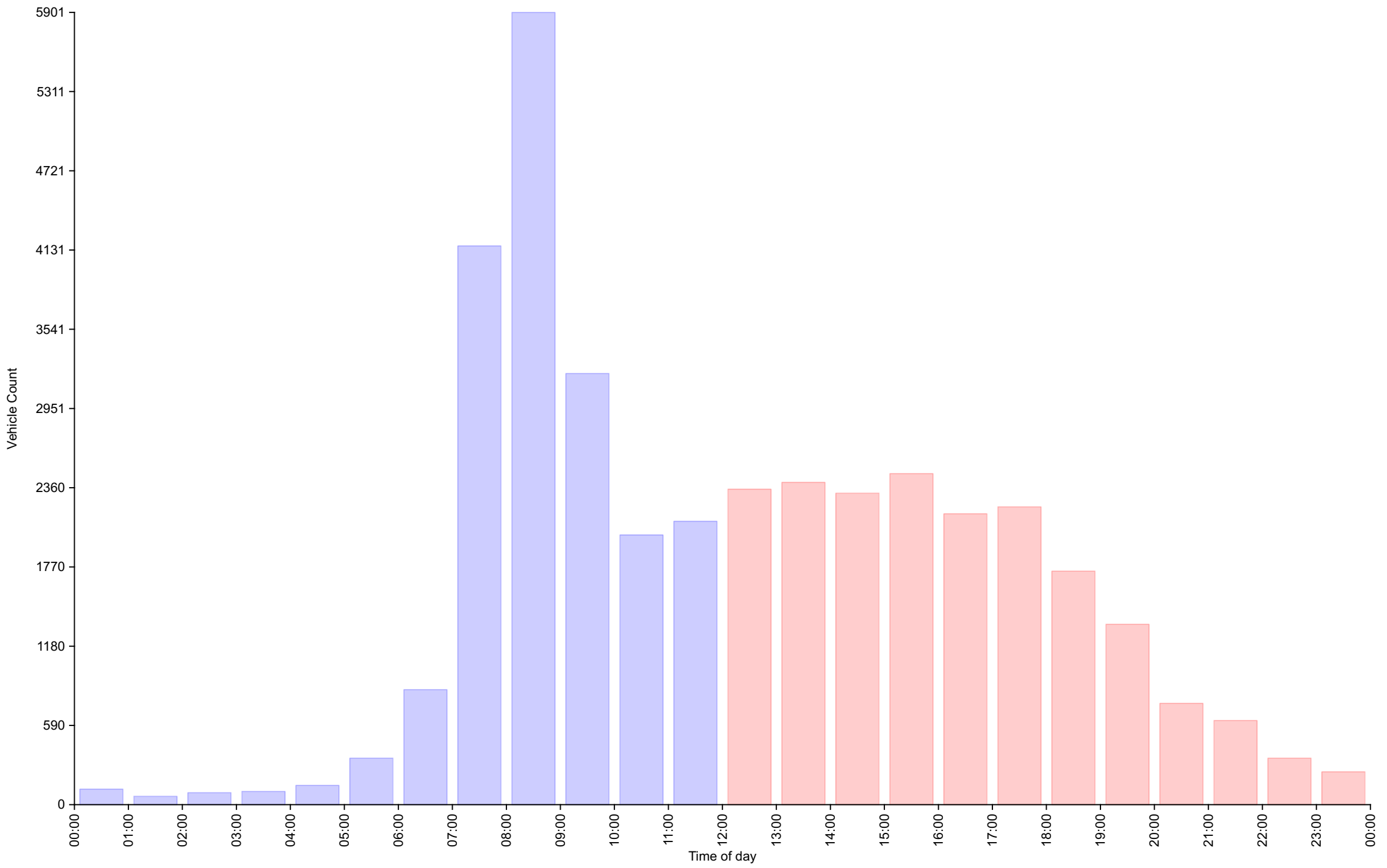
	<15	15 20	20 25	25 30	30 35	35 40	40 45	45 50	50 55	55 60	60 65	65 70	>70	Total	85th Percentile
00:00	4	0	1	35	32	29	11	4	0	0	0	0	0	116	37.9
01:00	1	0	1	17	29	9	5	1	0	0	0	0	0	63	36.6
02:00	0	7	7	15	32	5	2	0	13	8	1	0	0	90	53.1
03:00	0	2	4	11	22	11	28	10	7	3	0	1	0	99	47.7
04:00	1	0	7	41	58	25	5	0	6	1	0	0	0	144	36.1
05:00	9	10	10	56	126	109	17	6	3	0	1	0	0	347	37.1
06:00	1	7	15	116	314	197	115	57	16	13	6	0	0	857	42.5
07:00	10	43	86	631	2048	1031	228	54	24	4	1	2	0	4162	36.7
08:00	28	88	104	955	2900	1415	328	56	20	5	1	1	0	5901	36.6
09:00	28	57	61	478	1335	894	276	67	15	1	0	0	0	3212	37.9
10:00	26	43	55	349	894	480	117	29	10	5	1	0	0	2009	37.1
11:00	28	60	58	409	917	483	111	34	8	2	1	0	0	2111	36.8
12:00	26	30	61	451	1023	562	158	25	13	0	1	0	0	2350	37.2
13:00	18	33	37	391	1145	569	156	35	13	4	0	0	0	2401	36.9
14:00	19	15	37	400	1023	602	157	44	17	4	1	0	2	2321	37.4
15:00	16	23	34	459	1043	673	165	41	9	0	0	1	2	2466	37.4
16:00	9	15	35	442	994	494	139	32	3	1	1	0	2	2167	36.9
17:00	5	10	51	626	1042	377	67	25	13	1	2	0	0	2219	35.4
18:00	6	13	30	410	781	356	91	37	9	4	2	1	0	1740	36.8
19:00	3	5	16	341	583	273	86	22	6	3	4	0	2	1344	36.8
20:00	3	4	22	180	298	153	66	15	8	3	3	0	0	755	38.3
21:00	0	1	11	157	242	117	54	26	14	2	0	3	0	627	39.3
22:00	0	0	7	67	141	73	30	12	9	5	0	1	2	347	40.0
23:00	10	2	7	42	78	53	25	17	5	3	2	0	1	245	42.3
AM Total	136	317	409	3113	8707	4688	1243	318	122	42	12	4	0		
PM Total	115	151	348	3966	8393	4302	1194	331	119	30	16	6	11		
Total	251	468	757	7079	17100	8990	2437	649	241	72	28	10	11		
Percent	0.66%	1.23%	1.99%	18.58%	44.89%	23.60%	6.40%	1.70%	0.63%	0.19%	0.07%	0.03%	0.03%		

Time of day

Total Vehicles : 38093
 30th Percentile : 29.8 MPH
 50th Percentile : 31.9 MPH
 85th Percentile : 37.1 MPH
 95th Percentile : 41.4 MPH
 Average Speed : 32.8 MPH
 Highest Speed : 82.1 MPH
 Total Over Speed Limit : 77.5 % (29538 / 38093)

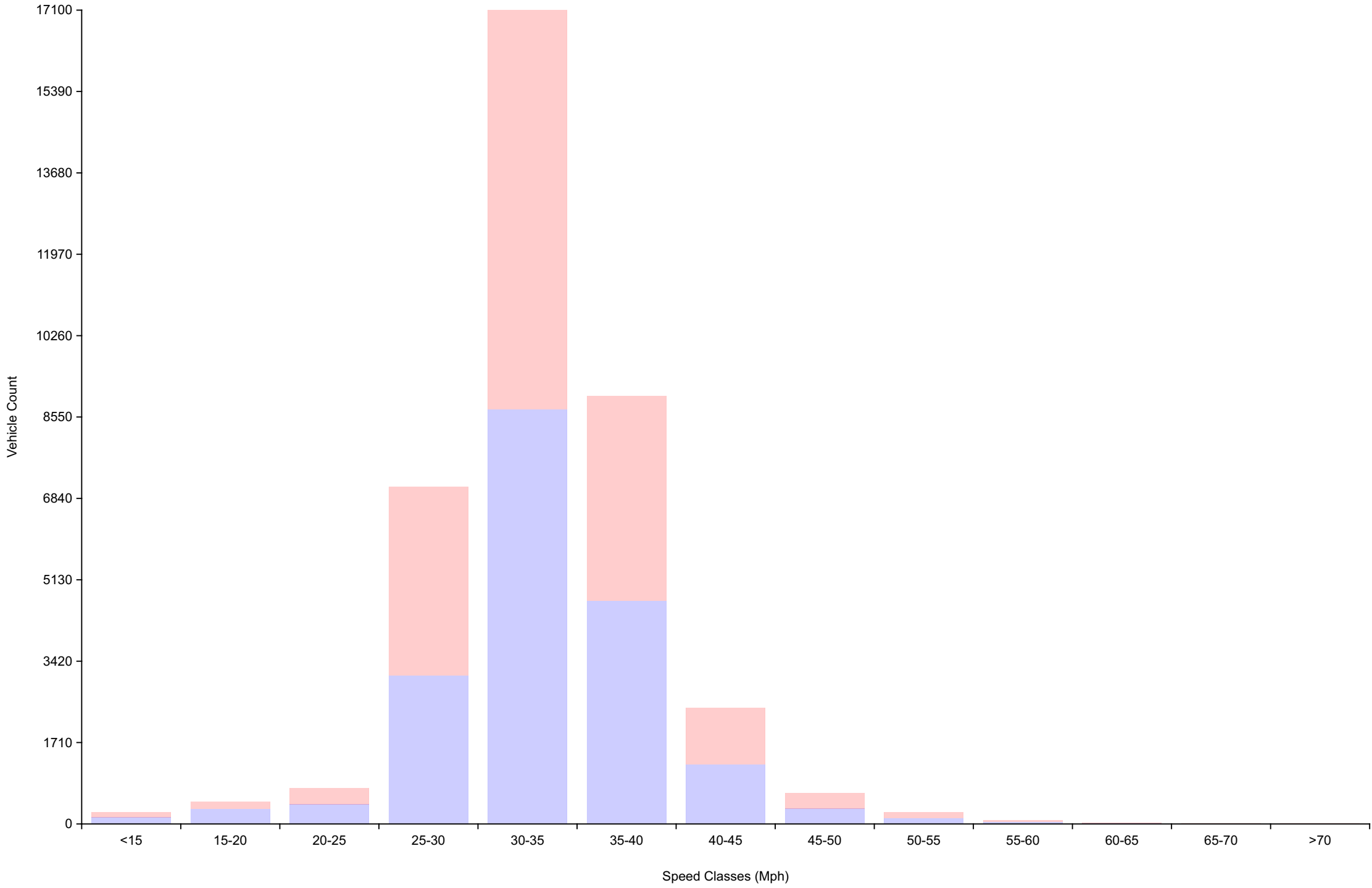
Vehicle Counts By Hour

Traffic Overview from Mon Jan 1 2024 to Wed Jan 31 2024
(60 Minute Resolution)



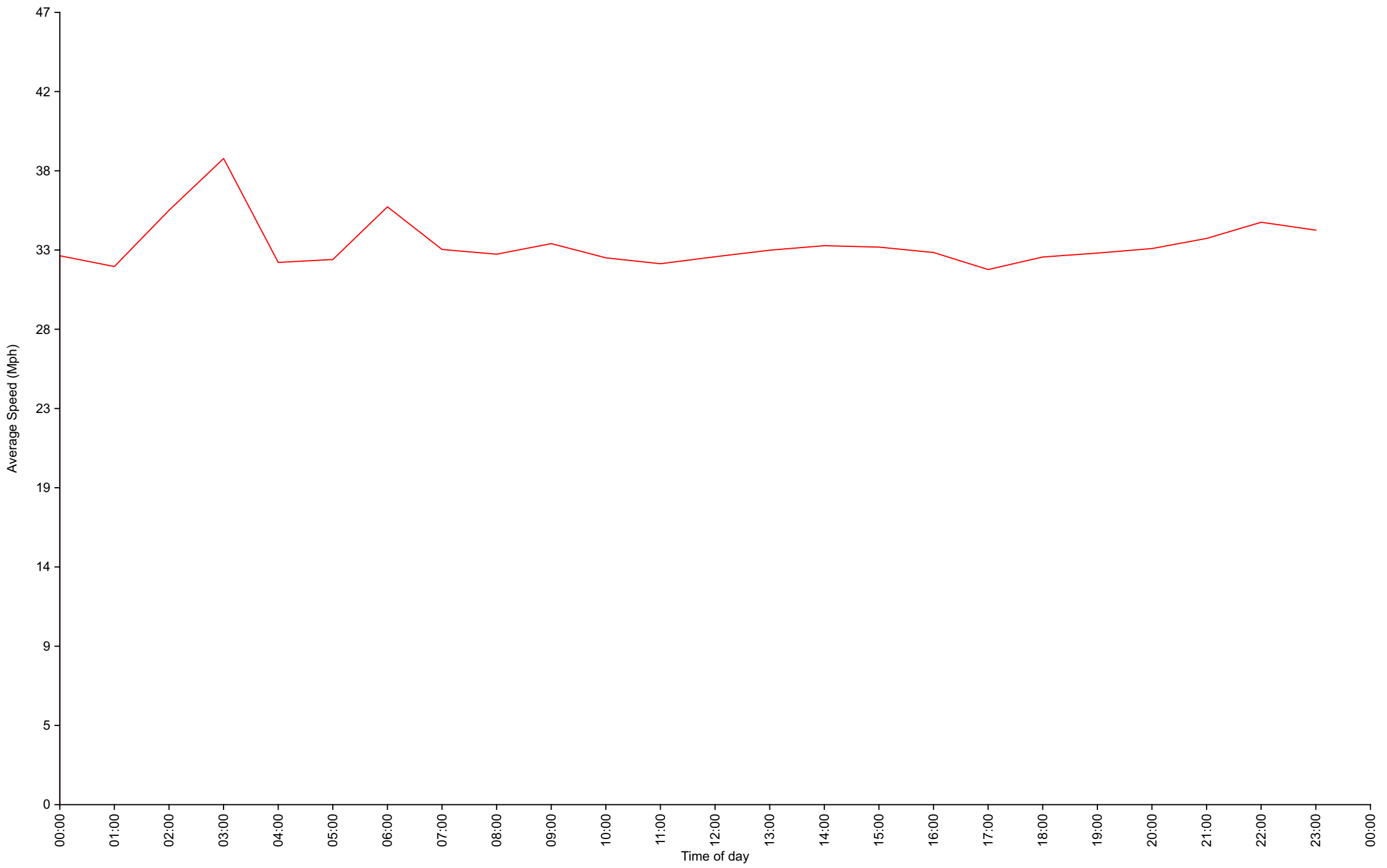
Vehicle Counts By Speed Class

Traffic Overview from Mon Jan 1 2024 to Wed Jan 31 2024



Average Speed By Hour

Traffic Overview from Mon Jan 1 2024 to Wed Jan 31 2024
(60 Minute Resolution)



Cumulative Speed Distribution Curve

Traffic Overview from Mon Jan 1 2024 to Wed Jan 31 2024

