

# Traffic Report

Traffic Overview from Fri Dec 1 2023 to Sun Dec 31 2023

## Vehicle Speed Classes (Mph)

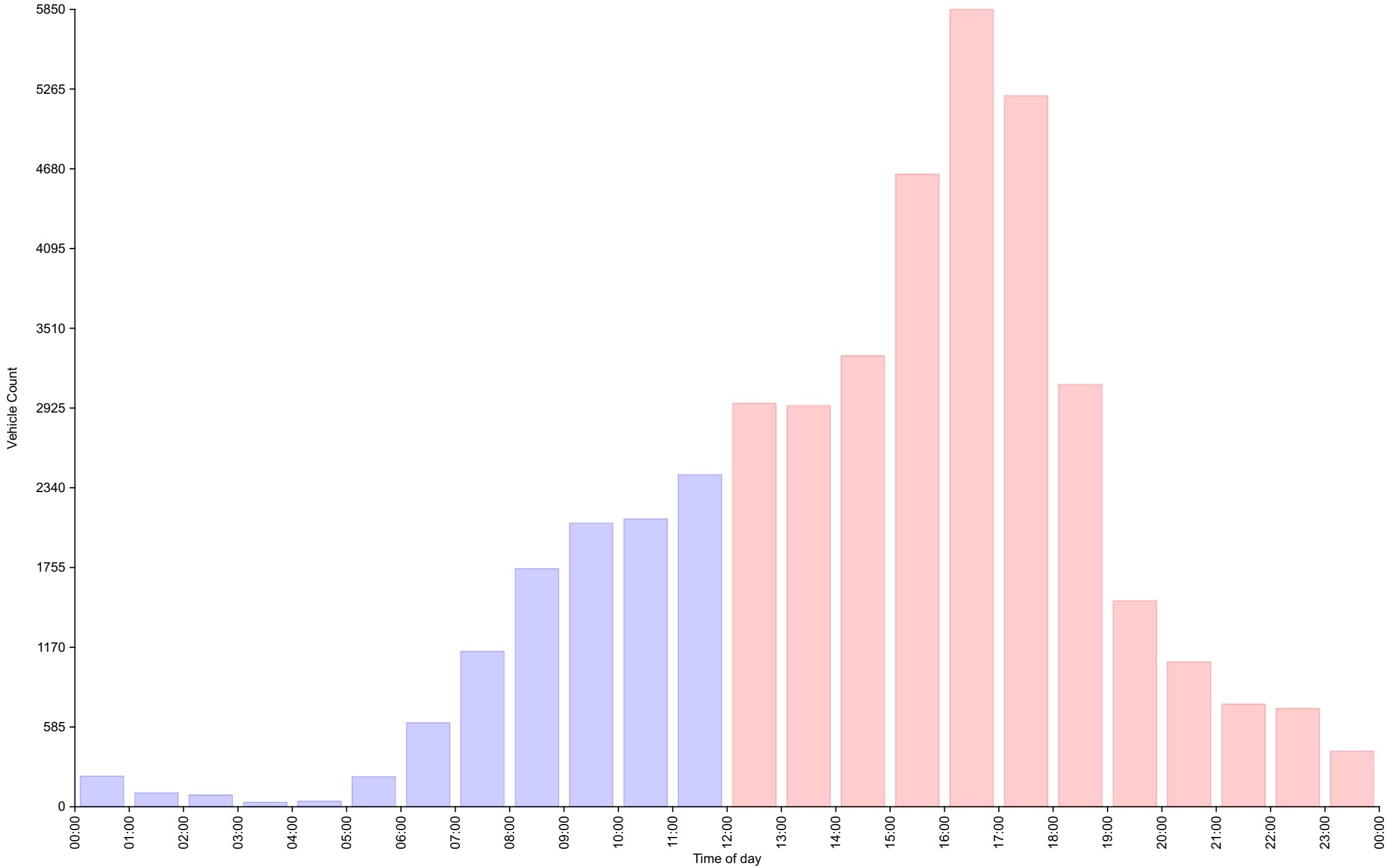
	<15	15 20	20 25	25 30	30 35	35 40	40 45	45 50	50 55	55 60	60 65	65 70	>70	Total	85th Percentile
00:00	18	3	6	27	73	55	25	6	4	5	<b>2</b>	<b>1</b>	0	225	40.1
01:00	6	4	0	9	27	30	15	7	3	0	0	0	0	101	41.3
02:00	19	4	0	10	26	20	1	1	4	1	0	0	0	86	36.3
03:00	3	0	2	3	11	11	1	0	2	0	0	0	0	33	38.5
04:00	4	0	1	5	12	7	3	6	2	1	0	0	0	41	<b>44.8</b>
05:00	19	5	2	13	74	35	41	21	8	1	2	0	0	221	43.8
06:00	11	10	11	61	181	189	95	36	9	<b>7</b>	0	1	<b>5</b>	616	42.1
07:00	21	6	14	130	416	343	145	47	15	2	1	0	0	1140	40.0
08:00	<b>38</b>	14	10	219	686	509	209	45	9	5	2	0	1	1747	39.1
09:00	18	13	13	211	734	731	274	73	8	6	0	1	0	2082	39.6
10:00	31	<b>22</b>	19	185	851	658	249	68	<b>24</b>	3	1	1	0	2112	39.4
11:00	29	21	<b>26</b>	<b>226</b>	<b>937</b>	<b>803</b>	<b>300</b>	<b>75</b>	11	6	2	0	1	<b>2437</b>	39.3
12:00	27	17	30	306	1111	964	388	87	21	8	1	1	0	2961	39.5
13:00	24	20	29	282	1122	943	394	92	24	5	5	<b>3</b>	1	2944	39.7
14:00	14	15	18	281	1280	1084	474	99	26	9	<b>8</b>	1	0	3309	39.8
15:00	9	<b>22</b>	26	504	1829	1508	<b>567</b>	<b>125</b>	<b>39</b>	5	2	3	1	4640	39.3
16:00	11	17	39	<b>836</b>	<b>2683</b>	<b>1683</b>	454	95	25	7	0	0	0	<b>5850</b>	37.6
17:00	3	9	<b>47</b>	758	2667	1330	293	73	21	8	5	1	<b>3</b>	5218	36.9
18:00	4	6	15	411	1429	853	255	72	35	<b>14</b>	3	2	0	3099	38.3
19:00	9	1	7	204	619	423	162	60	19	3	1	2	1	1511	39.5
20:00	3	0	4	143	410	321	114	42	12	8	3	1	2	1063	39.5
21:00	8	0	4	105	287	215	88	35	4	5	2	0	0	753	39.9
22:00	7	0	2	74	287	220	88	24	14	2	1	0	2	721	<b>40.0</b>
23:00	<b>62</b>	0	7	38	140	100	33	18	7	0	1	1	1	408	39.0
AM Total	217	102	104	1099	<b>4028</b>	3391	1358	385	99	37	10	4	7		
PM Total	181	107	228	3942	<b>13864</b>	9644	3310	822	247	74	32	15	11		
Total	398	209	332	5041	<b>17892</b>	13035	4668	1207	346	111	42	19	18		
Percent	0.92%	0.48%	0.77%	11.64%	<b>41.30%</b>	30.09%	10.78%	2.79%	0.80%	0.26%	0.10%	0.04%	0.04%		

Time of day

Total Vehicles : 43318  
 30th Percentile : 31.1 MPH  
 50th Percentile : 33.4 MPH  
 85th Percentile : 39.0 MPH  
 95th Percentile : 43.1 MPH  
 Average Speed : 34.3 MPH  
 Highest Speed : 89.3 MPH  
 Total Over Speed Limit : 86.2 % (37338 / 43318)

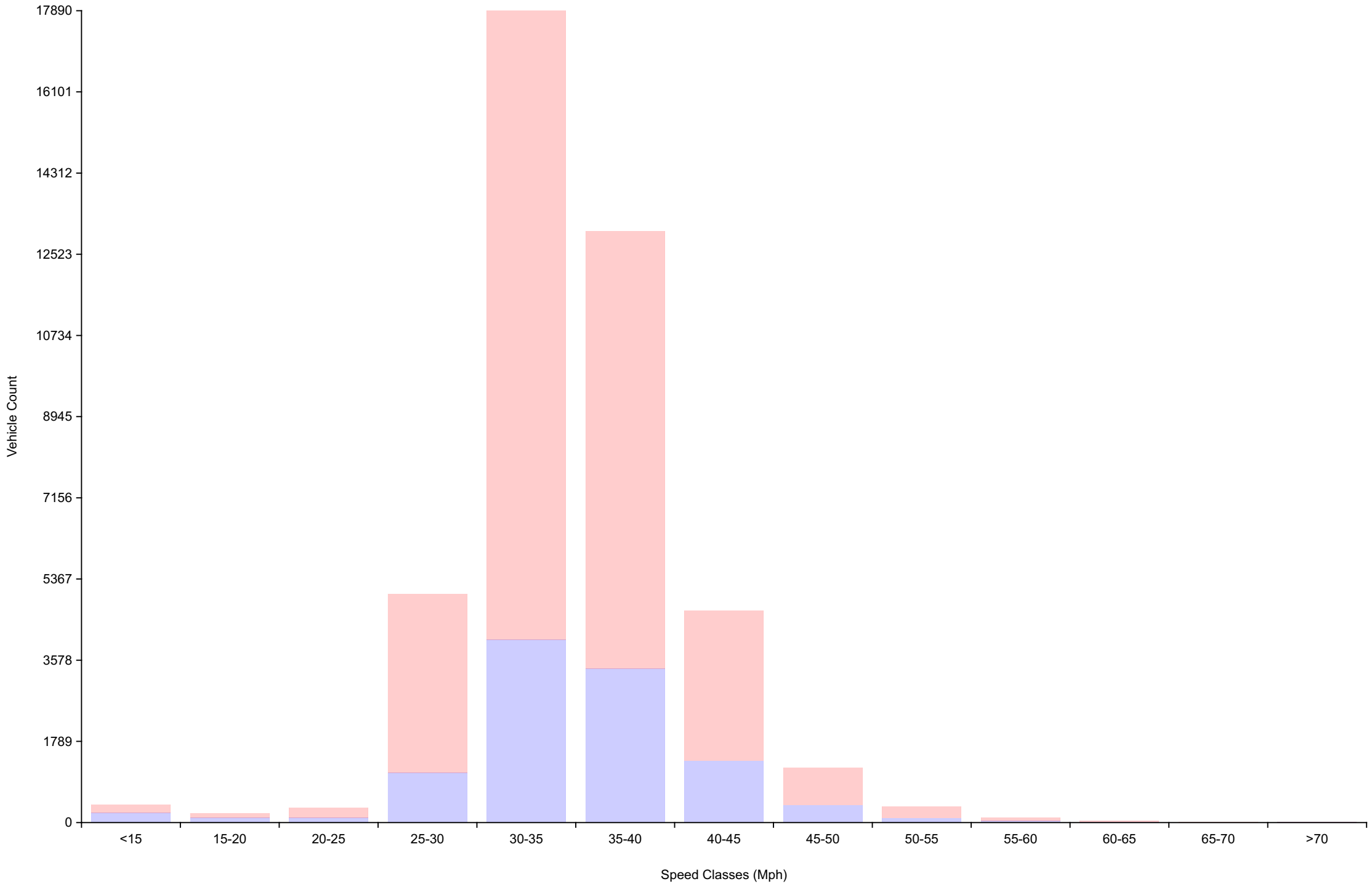
# Vehicle Counts By Hour

Traffic Overview from Fri Dec 1 2023 to Sun Dec 31 2023  
(60 Minute Resolution)



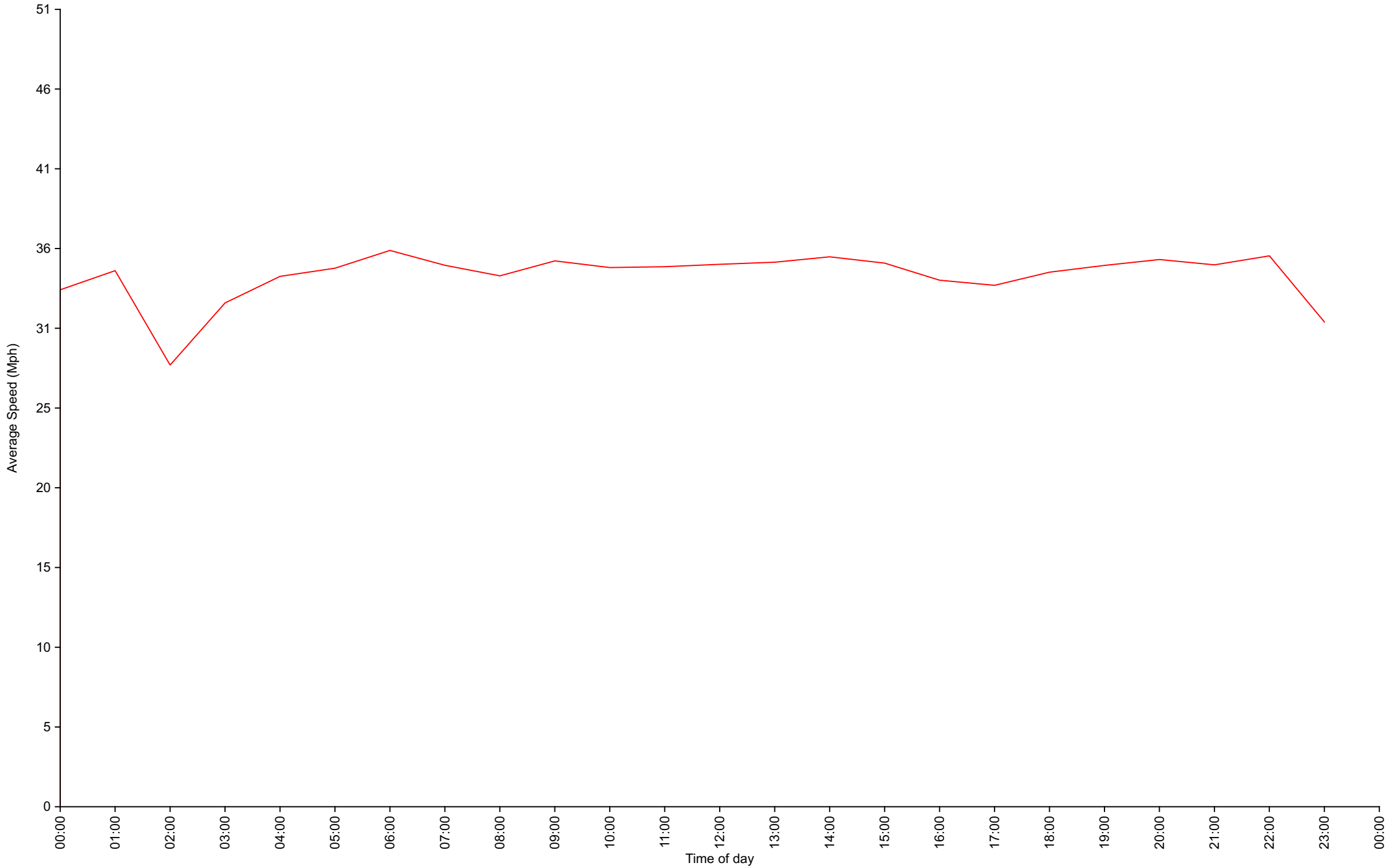
# Vehicle Counts By Speed Class

Traffic Overview from Fri Dec 1 2023 to Sun Dec 31 2023



# Average Speed By Hour

Traffic Overview from Fri Dec 1 2023 to Sun Dec 31 2023  
(60 Minute Resolution)



# Cumulative Speed Distribution Curve

Traffic Overview from Fri Dec 1 2023 to Sun Dec 31 2023

