

# Traffic Report

Traffic Overview from Wed Nov 1 2023 to Thu Nov 30 2023

## Vehicle Speed Classes (Mph)

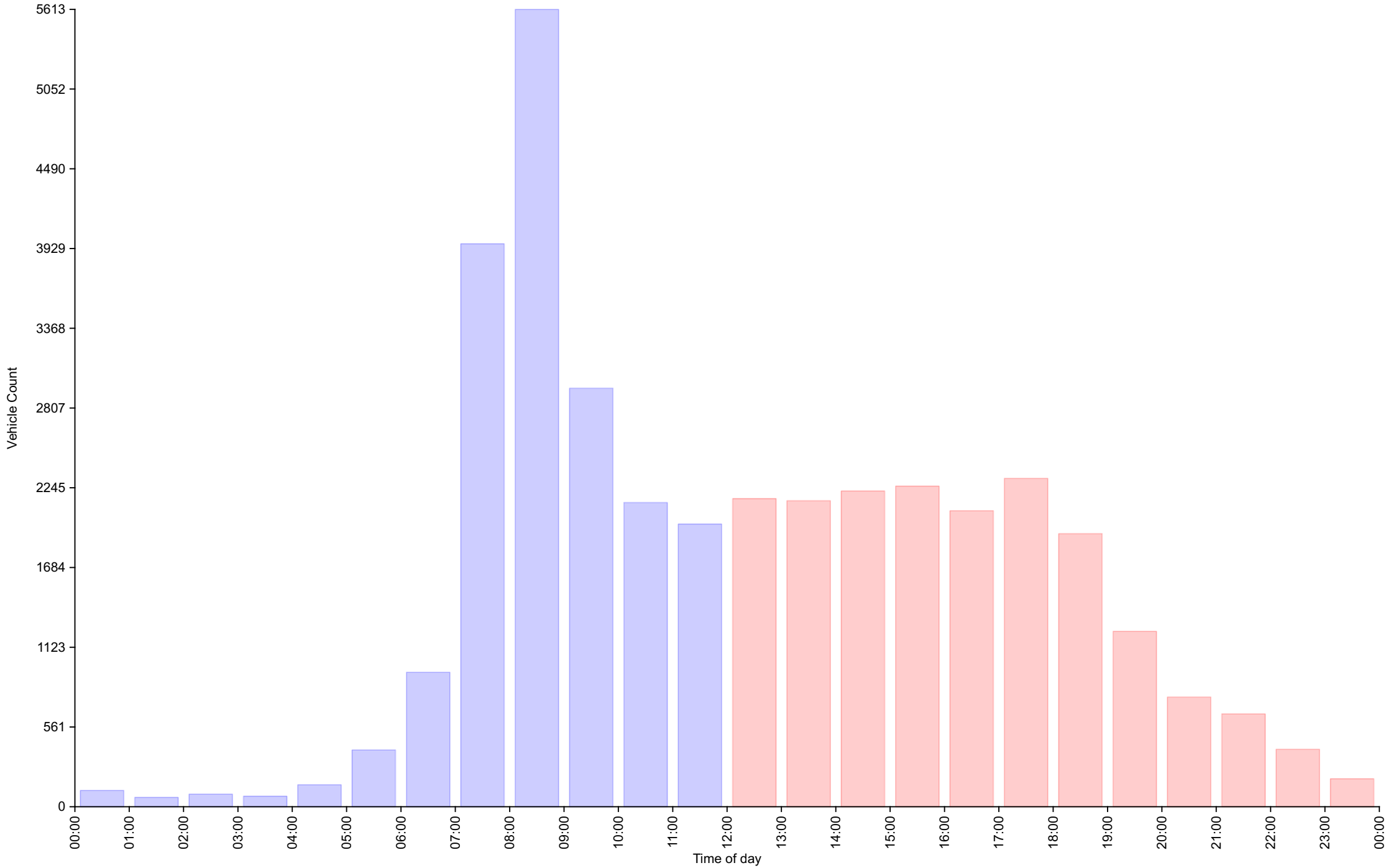
	<15	15 20	20 25	25 30	30 35	35 40	40 45	45 50	50 55	55 60	60 65	65 70	>70	Total	85th Percentile
00:00	1	0	0	30	54	17	10	2	0	1	0	0	0	115	36.7
01:00	2	0	2	12	26	10	6	1	3	2	<b>2</b>	0	0	66	43.1
02:00	1	10	6	10	26	10	5	2	4	<b>14</b>	1	0	0	89	<b>55.6</b>
03:00	2	0	0	6	10	9	20	13	10	3	0	1	0	74	49.7
04:00	0	0	7	50	56	30	7	4	1	0	0	0	0	155	36.0
05:00	0	4	5	63	164	117	31	9	5	1	1	0	0	400	38.2
06:00	8	7	3	105	340	248	131	66	26	13	0	0	0	947	42.3
07:00	0	9	<b>55</b>	419	1863	1244	298	56	12	3	1	0	<b>3</b>	3963	37.6
08:00	9	<b>37</b>	51	<b>687</b>	<b>2511</b>	<b>1736</b>	<b>442</b>	<b>102</b>	<b>27</b>	5	1	<b>3</b>	2	<b>5613</b>	37.8
09:00	16	36	28	327	1232	903	285	91	22	4	2	1	0	2947	38.7
10:00	<b>22</b>	31	41	367	950	496	157	54	19	4	0	1	0	2142	37.8
11:00	22	18	46	358	885	478	141	28	11	2	0	1	0	1990	37.0
12:00	<b>18</b>	22	46	418	941	495	165	<b>44</b>	<b>15</b>	2	1	<b>2</b>	0	2169	37.3
13:00	13	22	47	368	931	<b>544</b>	<b>176</b>	42	7	2	<b>3</b>	0	0	2155	37.8
14:00	12	<b>23</b>	31	428	<b>983</b>	535	154	36	12	3	2	0	<b>4</b>	2223	37.4
15:00	8	15	43	467	983	524	158	42	10	3	3	0	1	2257	37.4
16:00	8	17	39	463	899	496	111	35	9	<b>6</b>	0	0	1	2084	36.7
17:00	10	10	<b>63</b>	<b>707</b>	981	408	92	30	8	2	1	0	0	<b>2312</b>	35.7
18:00	8	10	57	500	837	389	87	24	7	1	1	1	1	1923	36.1
19:00	9	4	29	331	511	241	70	25	10	4	1	0	0	1235	36.5
20:00	6	8	30	193	290	148	62	18	10	6	2	0	0	773	38.3
21:00	6	1	15	148	272	126	45	26	7	5	2	0	1	654	38.2
22:00	7	4	8	97	160	66	31	16	10	2	1	2	1	405	39.4
23:00	6	1	8	47	71	32	19	8	5	0	0	0	0	197	<b>39.6</b>
AM Total	83	152	244	2434	<b>8117</b>	5298	1533	428	140	52	8	7	5		
PM Total	111	137	416	4167	<b>7859</b>	4004	1170	346	110	36	17	5	9		
Total	194	289	660	6601	<b>15976</b>	9302	2703	774	250	88	25	12	14		
Percent	0.53%	0.78%	1.79%	17.89%	<b>43.31%</b>	25.22%	7.33%	2.10%	0.68%	0.24%	0.07%	0.03%	0.04%		

Time of day

Total Vehicles : 36888  
 30th Percentile : 30.0 MPH  
 50th Percentile : 32.2 MPH  
 85th Percentile : 37.6 MPH  
 95th Percentile : 42.1 MPH  
 Average Speed : 33.2 MPH  
 Highest Speed : 82.0 MPH  
 Total Over Speed Limit : 79.0 % (29144 / 36888)

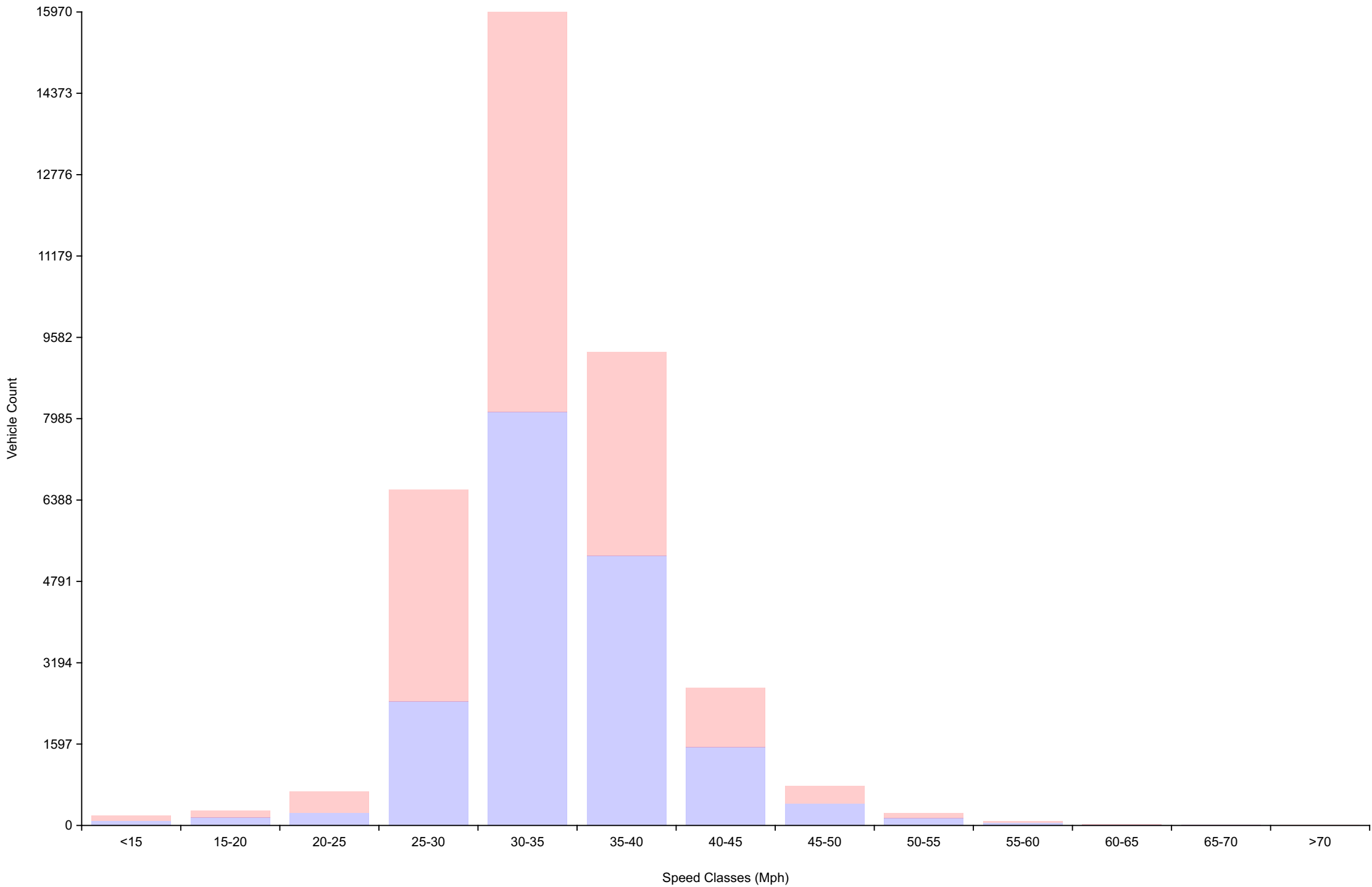
# Vehicle Counts By Hour

Traffic Overview from Wed Nov 1 2023 to Thu Nov 30 2023  
(60 Minute Resolution)



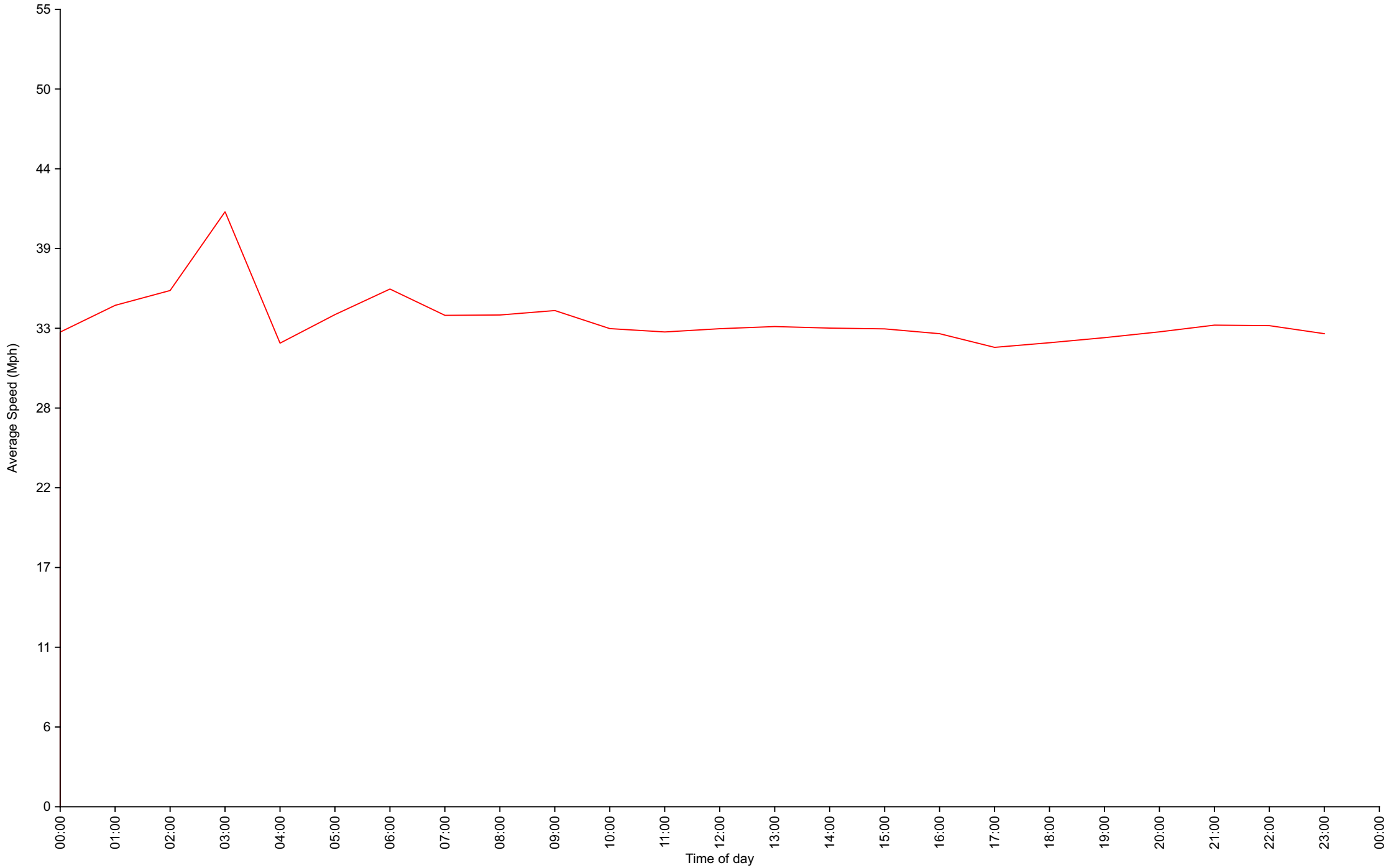
# Vehicle Counts By Speed Class

Traffic Overview from Wed Nov 1 2023 to Thu Nov 30 2023



# Average Speed By Hour

Traffic Overview from Wed Nov 1 2023 to Thu Nov 30 2023  
(60 Minute Resolution)



# Cumulative Speed Distribution Curve

Traffic Overview from Wed Nov 1 2023 to Thu Nov 30 2023

