

Traffic Report

Traffic Overview from to Vehicle Speed Classes (Mph)

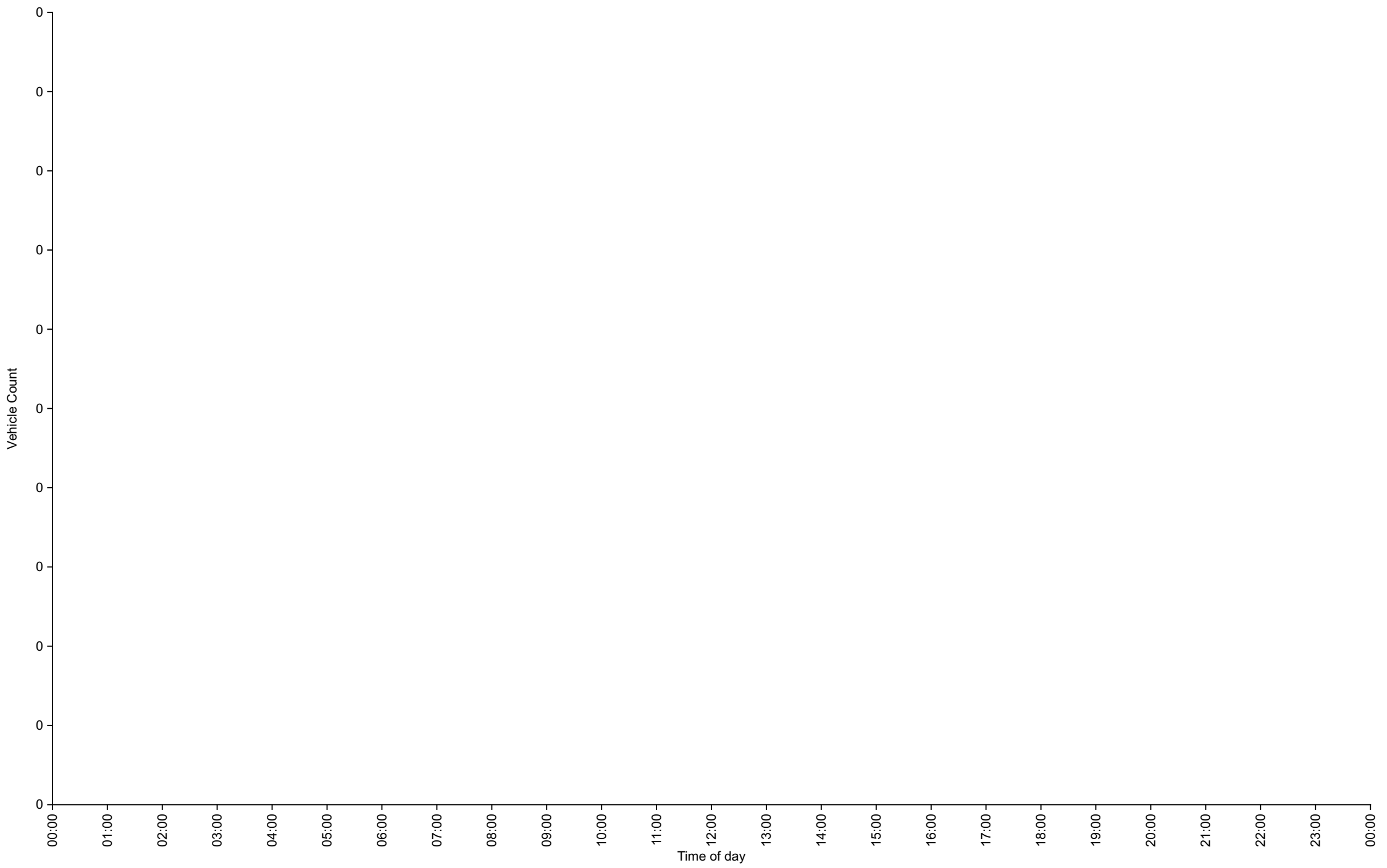
	<15	15 20	20 25	25 30	30 35	35 40	40 45	45 50	50 55	55 60	60 65	65 70	>70	Total	85th Percentile
00:00	0	0	0	0	0	0	0	0	0	0	0	0	0	0	0.0
01:00	0	0	0	0	0	0	0	0	0	0	0	0	0	0	0.0
02:00	0	0	0	0	0	0	0	0	0	0	0	0	0	0	0.0
03:00	0	0	0	0	0	0	0	0	0	0	0	0	0	0	0.0
04:00	0	0	0	0	0	0	0	0	0	0	0	0	0	0	0.0
05:00	0	0	0	0	0	0	0	0	0	0	0	0	0	0	0.0
06:00	0	0	0	0	0	0	0	0	0	0	0	0	0	0	0.0
07:00	0	0	0	0	0	0	0	0	0	0	0	0	0	0	0.0
08:00	0	0	0	0	0	0	0	0	0	0	0	0	0	0	0.0
09:00	0	0	0	0	0	0	0	0	0	0	0	0	0	0	0.0
10:00	0	0	0	0	0	0	0	0	0	0	0	0	0	0	0.0
11:00	0	0	0	0	0	0	0	0	0	0	0	0	0	0	0.0
12:00	0	0	0	0	0	0	0	0	0	0	0	0	0	0	0.0
13:00	0	0	0	0	0	0	0	0	0	0	0	0	0	0	0.0
14:00	0	0	0	0	0	0	0	0	0	0	0	0	0	0	0.0
15:00	0	0	0	0	0	0	0	0	0	0	0	0	0	0	0.0
16:00	0	0	0	0	0	0	0	0	0	0	0	0	0	0	0.0
17:00	0	0	0	0	0	0	0	0	0	0	0	0	0	0	0.0
18:00	0	0	0	0	0	0	0	0	0	0	0	0	0	0	0.0
19:00	0	0	0	0	0	0	0	0	0	0	0	0	0	0	0.0
20:00	0	0	0	0	0	0	0	0	0	0	0	0	0	0	0.0
21:00	0	0	0	0	0	0	0	0	0	0	0	0	0	0	0.0
22:00	0	0	0	0	0	0	0	0	0	0	0	0	0	0	0.0
23:00	0	0	0	0	0	0	0	0	0	0	0	0	0	0	0.0
AM Total	0	0	0	0	0	0	0	0	0	0	0	0	0	0	0.0
PM Total	0	0	0	0	0	0	0	0	0	0	0	0	0	0	0.0
Total	0	0	0	0	0	0	0	0	0	0	0	0	0	0	0.0
Percent	0.00%	0.00%	0.00%	0.00%	0.00%	0.00%	0.00%	0.00%	0.00%	0.00%	0.00%	0.00%	0.00%	0.00%	0.00%

Time of day

Total Vehicles : 0
 30th Percentile : 0.0 MPH
 50th Percentile : 0.0 MPH
 85th Percentile : 0.0 MPH
 95th Percentile : 0.0 MPH
 Average Speed : 0.0 MPH
 Highest Speed : 0.0 MPH
 Total Over Speed Limit : 0.0 % (0 / 0)

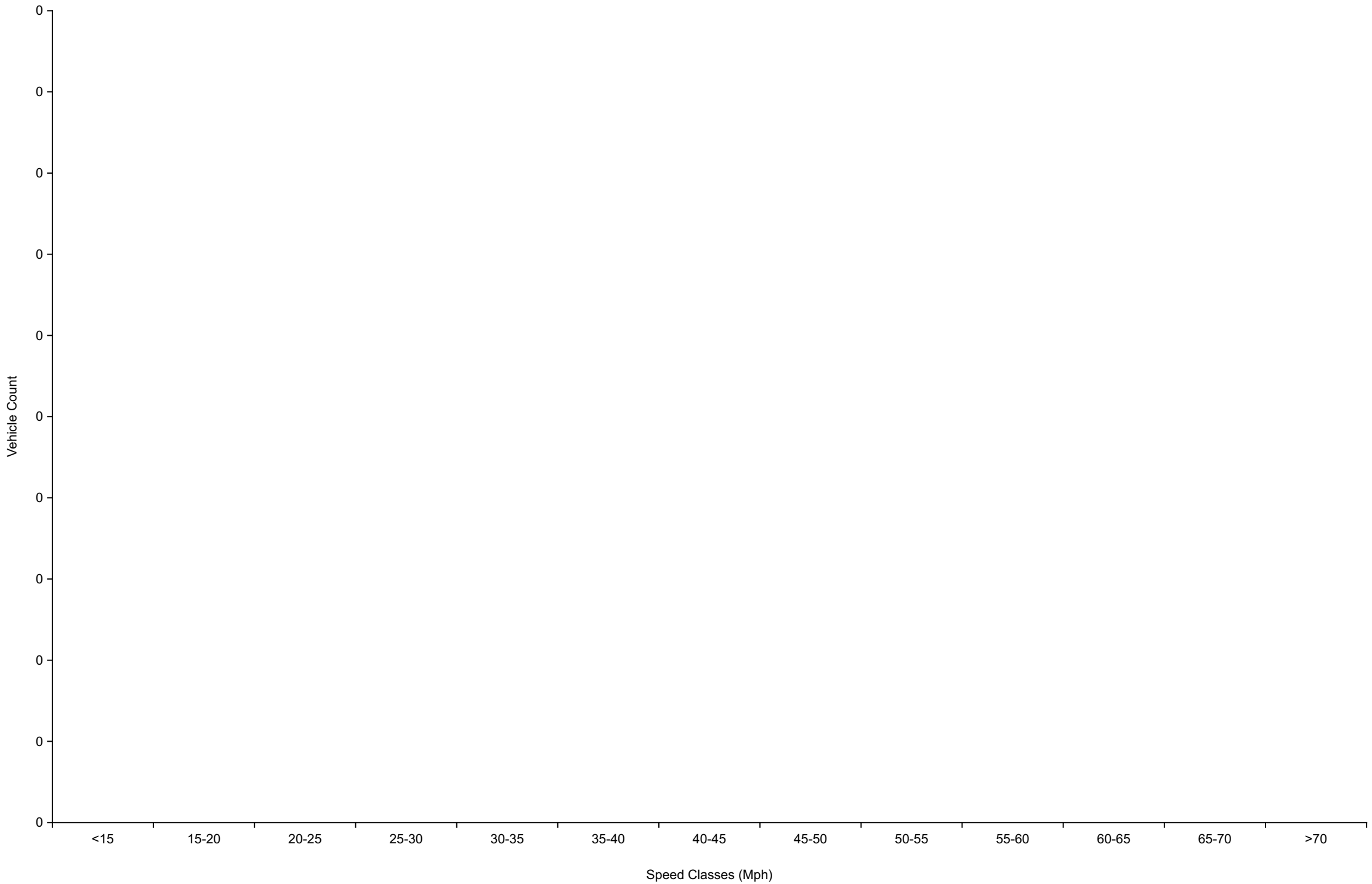
Vehicle Counts By Hour

Traffic Overview from to
(60 Minute Resolution)



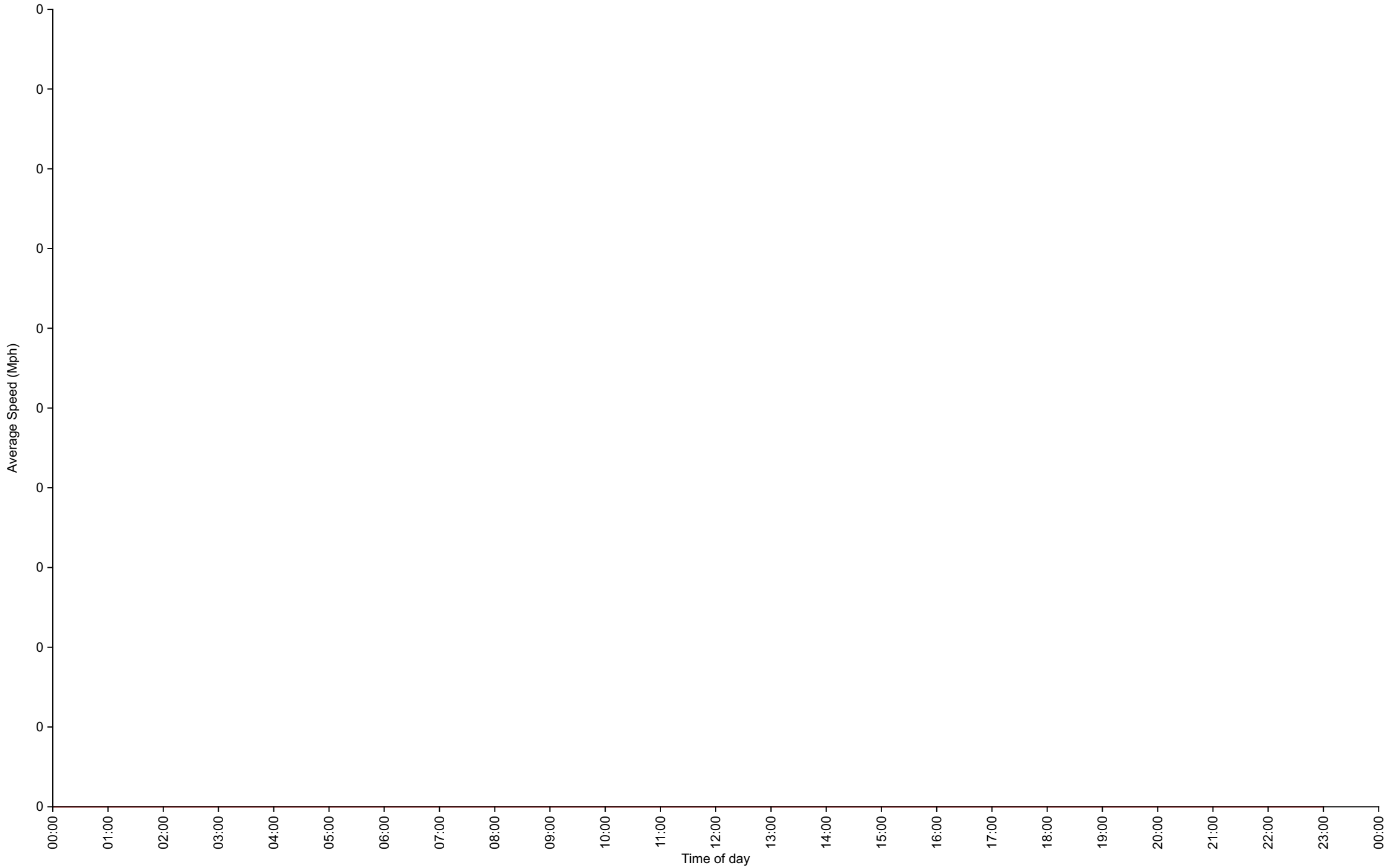
Vehicle Counts By Speed Class

Traffic Overview from to



Average Speed By Hour

Traffic Overview from to
(60 Minute Resolution)



Cumulative Speed Distribution Curve

Traffic Overview from to

