

Traffic Report

Traffic Overview from Fri Sep 1 2023 to Sat Sep 30 2023

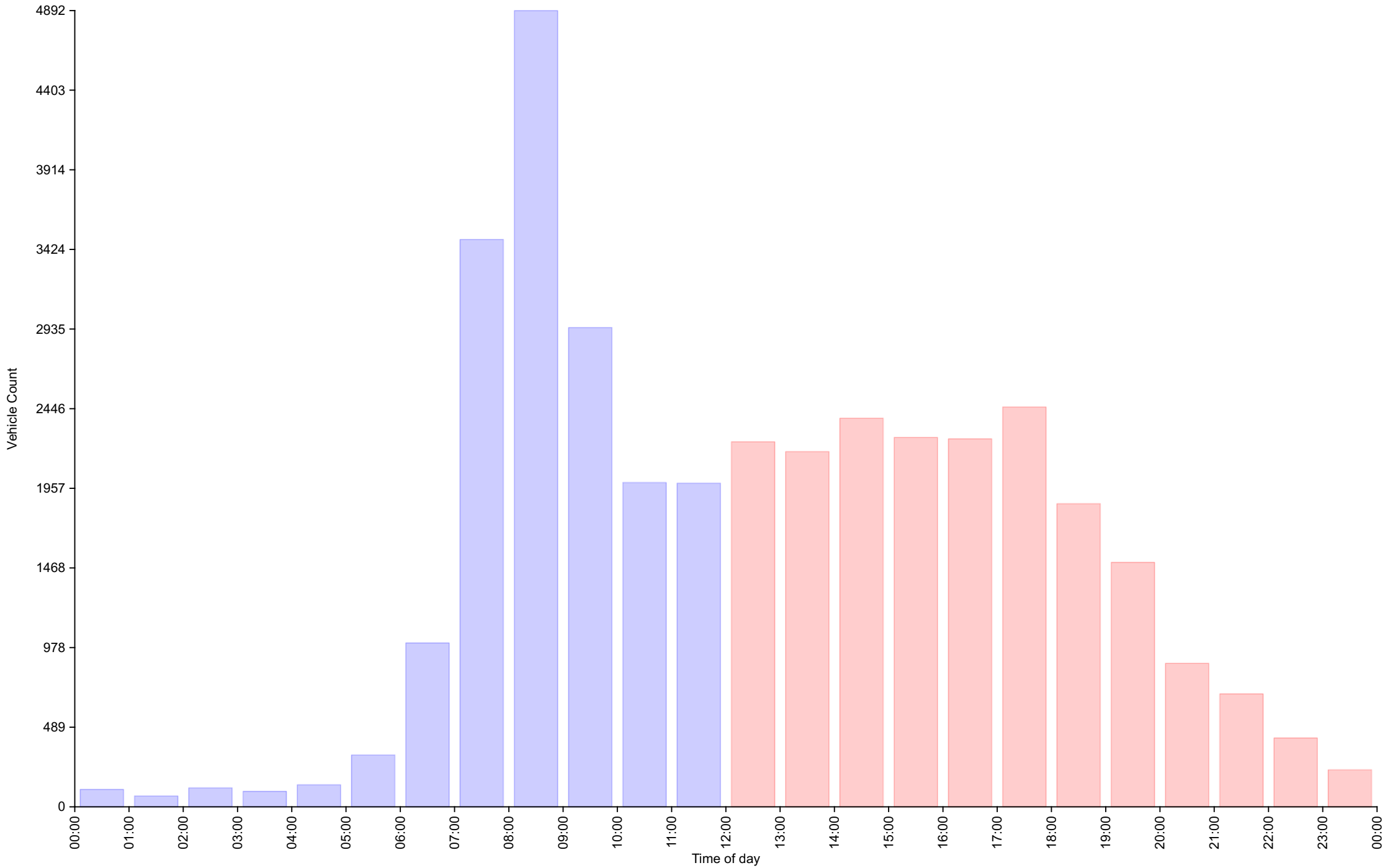
Vehicle Speed Classes (Mph)

	<15	15 20	20 25	25 30	30 35	35 40	40 45	45 50	50 55	55 60	60 65	65 70	>70	Total	85th Percentile
00:00	0	1	2	38	34	19	2	7	2	0	1	0	1	107	38.2
01:00	3	1	4	9	22	19	2	2	1	1	2	0	1	67	38.5
02:00	20	8	4	19	23	14	5	4	7	9	2	1	1	117	51.2
03:00	15	1	3	11	24	13	10	11	4	3	0	0	0	95	45.7
04:00	3	1	10	25	51	35	6	2	0	3	0	0	0	136	36.7
05:00	43	12	2	39	88	93	25	14	1	2	0	0	0	319	38.7
06:00	24	16	5	101	354	238	155	64	33	10	6	0	1	1007	42.4
07:00	20	49	33	339	1404	1103	396	105	26	9	1	1	0	3486	39.1
08:00	18	28	36	491	2044	1606	518	114	25	10	2	0	0	4892	38.7
09:00	20	53	32	390	1267	809	278	77	17	0	2	0	0	2945	38.2
10:00	28	48	57	304	884	460	170	28	11	1	2	0	0	1993	37.6
11:00	41	41	52	323	855	470	159	31	10	5	2	0	0	1989	37.7
12:00	27	47	59	407	939	542	159	44	9	5	4	1	0	2243	37.4
13:00	20	48	58	362	930	548	159	42	10	5	1	0	0	2183	37.5
14:00	21	34	30	410	1058	590	171	57	16	1	0	0	0	2388	37.6
15:00	14	17	27	356	962	616	197	58	17	4	1	1	0	2270	38.1
16:00	12	32	57	342	923	649	178	46	14	7	1	0	0	2261	38.0
17:00	14	30	30	352	1001	693	249	63	16	6	1	0	2	2457	38.7
18:00	15	35	27	285	747	503	172	52	15	6	5	1	0	1863	38.6
19:00	8	12	34	282	619	337	126	49	23	7	1	2	2	1502	38.7
20:00	4	13	32	220	340	168	57	36	8	2	1	1	0	882	37.8
21:00	4	0	15	229	250	122	46	18	4	4	0	1	1	694	37.3
22:00	2	1	6	113	157	91	22	18	8	1	2	0	2	423	38.3
23:00	3	0	7	55	81	47	19	8	6	2	0	0	0	228	39.3
AM Total	235	259	240	2089	7050	4879	1726	459	137	53	20	2	4		
PM Total	144	269	382	3413	8007	4906	1555	491	146	50	17	7	7		
Total Percent	379 1.04%	528 1.44%	622 1.70%	5502 15.05%	15057 41.20%	9785 26.77%	3281 8.98%	950 2.60%	283 0.77%	103 0.28%	37 0.10%	9 0.02%	11 0.03%		

Total Vehicles :	36547
30th Percentile :	30.3 MPH
50th Percentile :	32.6 MPH
85th Percentile :	38.4 MPH
95th Percentile :	42.8 MPH
Average Speed :	33.5 MPH
Highest Speed :	79.7 MPH
Total Over Speed Limit :	80.8 % (29516 / 36547)

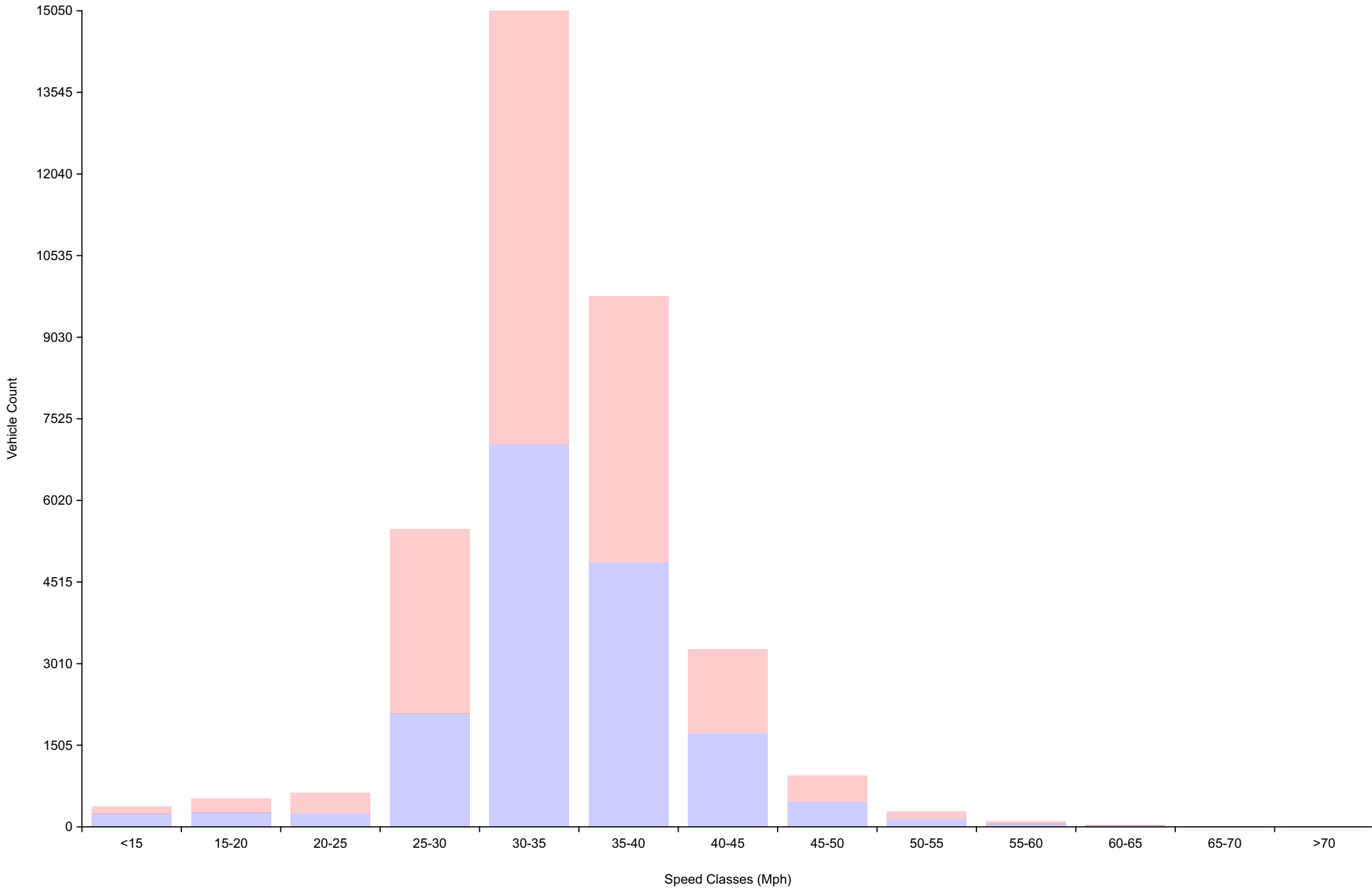
Vehicle Counts By Hour

Traffic Overview from Fri Sep 1 2023 to Sat Sep 30 2023
(60 Minute Resolution)



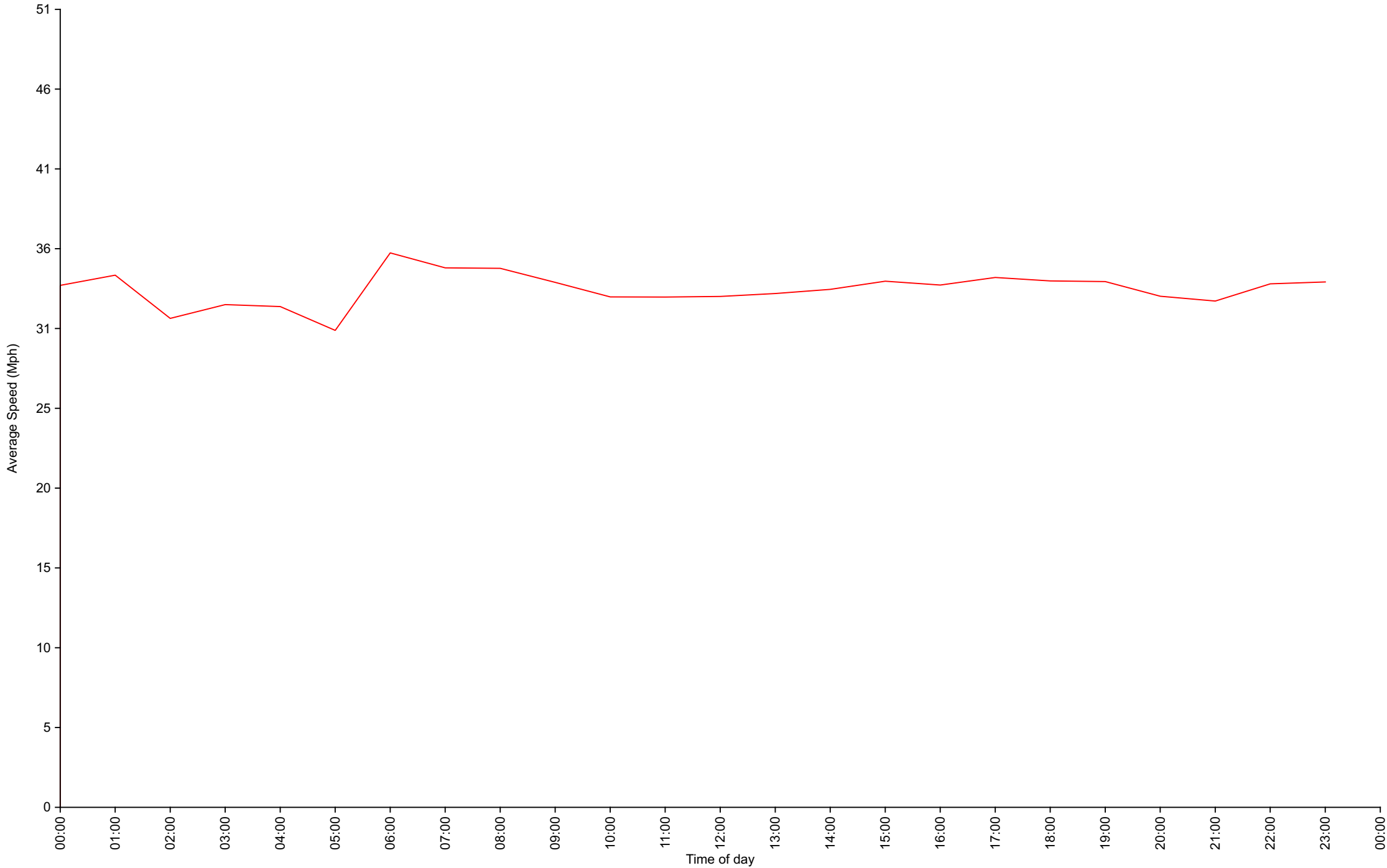
Vehicle Counts By Speed Class

Traffic Overview from Fri Sep 1 2023 to Sat Sep 30 2023



Average Speed By Hour

Traffic Overview from Fri Sep 1 2023 to Sat Sep 30 2023
(60 Minute Resolution)



Cumulative Speed Distribution Curve

Traffic Overview from Fri Sep 1 2023 to Sat Sep 30 2023

