

Traffic Report

Traffic Overview from Tue Aug 1 2023 to Fri Sep 1 2023

Vehicle Speed Classes (Mph)

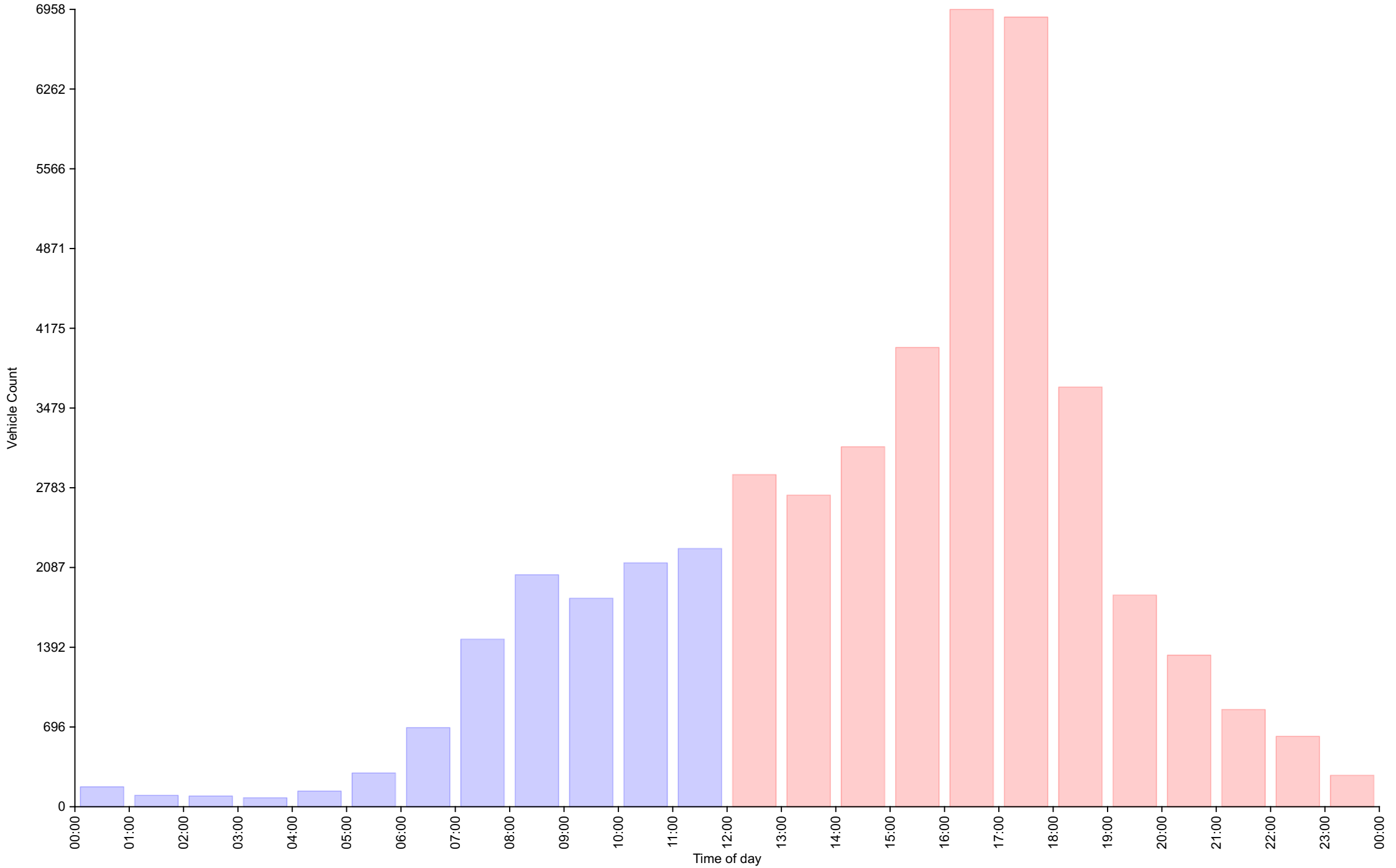
	<15	15 20	20 25	25 30	30 35	35 40	40 45	45 50	50 55	55 60	60 65	65 70	>70	Total	85th Percentile
00:00	12	0	2	20	49	64	18	5	3	1	0	0	0	174	39.3
01:00	26	0	0	6	22	22	14	4	3	2	1	0	0	100	41.5
02:00	41	0	0	3	18	18	8	3	2	0	1	0	0	94	38.9
03:00	33	1	0	1	16	15	9	2	1	1	0	0	0	79	39.6
04:00	60	0	0	11	18	28	14	1	5	0	0	0	0	137	38.9
05:00	16	6	0	24	73	61	58	36	18	1	0	1	1	295	45.7
06:00	22	5	6	38	196	193	136	65	19	5	0	1	5	691	43.6
07:00	13	9	7	57	434	467	348	96	24	7	0	1	0	1463	42.2
08:00	19	19	35	145	654	662	366	91	16	8	6	1	3	2025	41.1
09:00	12	32	29	129	642	601	280	84	5	4	1	1	0	1820	40.2
10:00	37	44	38	214	784	644	259	82	16	7	3	1	0	2129	39.6
11:00	28	43	55	215	851	728	254	54	18	3	3	0	2	2254	39.0
12:00	28	43	48	275	1124	889	353	96	26	12	2	1	2	2899	39.6
13:00	14	40	53	253	1036	865	322	99	19	11	3	2	3	2720	39.5
14:00	24	43	38	282	1199	1002	394	117	24	12	3	2	2	3142	39.6
15:00	17	51	44	305	1468	1354	553	154	36	18	6	1	1	4008	40.0
16:00	14	35	65	401	2659	2456	1045	205	53	14	7	2	2	6958	39.9
17:00	17	31	56	502	2619	2280	1087	220	53	13	8	0	5	6891	40.1
18:00	20	39	28	256	1215	1247	593	185	48	17	7	6	2	3663	40.9
19:00	11	46	30	129	628	580	284	98	30	8	2	0	2	1848	41.0
20:00	26	12	21	122	499	380	169	67	16	3	4	2	2	1323	40.4
21:00	9	5	17	122	320	216	94	34	17	8	2	4	1	849	40.1
22:00	6	2	5	79	214	186	75	29	8	8	2	0	1	615	41.1
23:00	2	5	0	39	96	68	43	15	4	2	0	1	0	275	41.1
AM Total	319	159	172	863	3757	3503	1764	523	130	39	15	6	11		
PM Total	188	352	405	2765	13077	11523	5012	1319	334	126	46	21	23		
Total	507	511	577	3628	16834	15026	6776	1842	464	165	61	27	34		
Percent	1.09%	1.10%	1.24%	7.81%	36.24%	32.35%	14.59%	3.97%	1.00%	0.36%	0.13%	0.06%	0.07%		

Time of day

Total Vehicles : 46452
 30th Percentile : 31.8 MPH
 50th Percentile : 34.3 MPH
 85th Percentile : 40.2 MPH
 95th Percentile : 44.5 MPH
 Average Speed : 35.1 MPH
 Highest Speed : 85.3 MPH
 Total Over Speed Limit : 88.8 % (41229 / 46452)

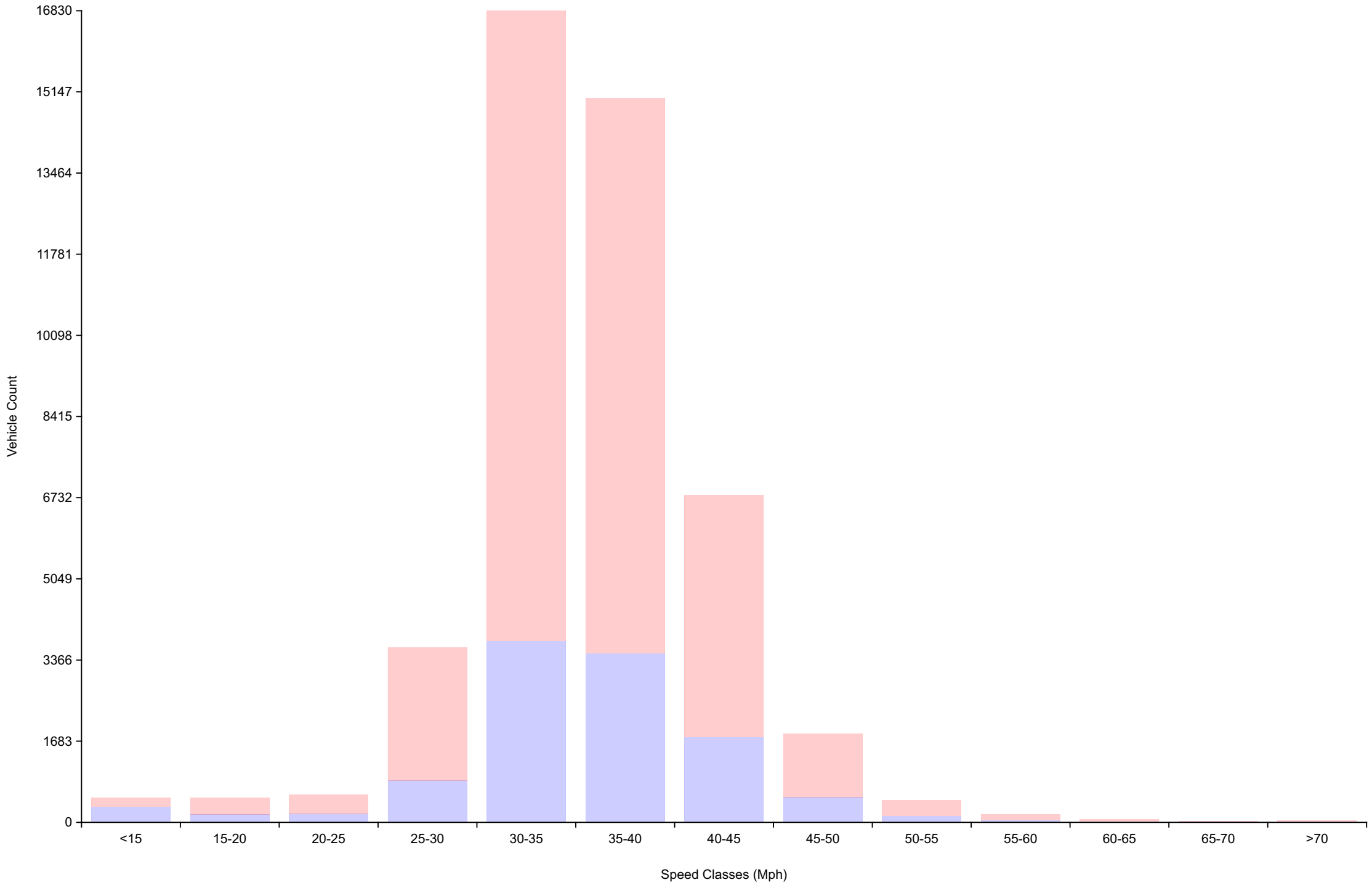
Vehicle Counts By Hour

Traffic Overview from Tue Aug 1 2023 to Fri Sep 1 2023
(60 Minute Resolution)



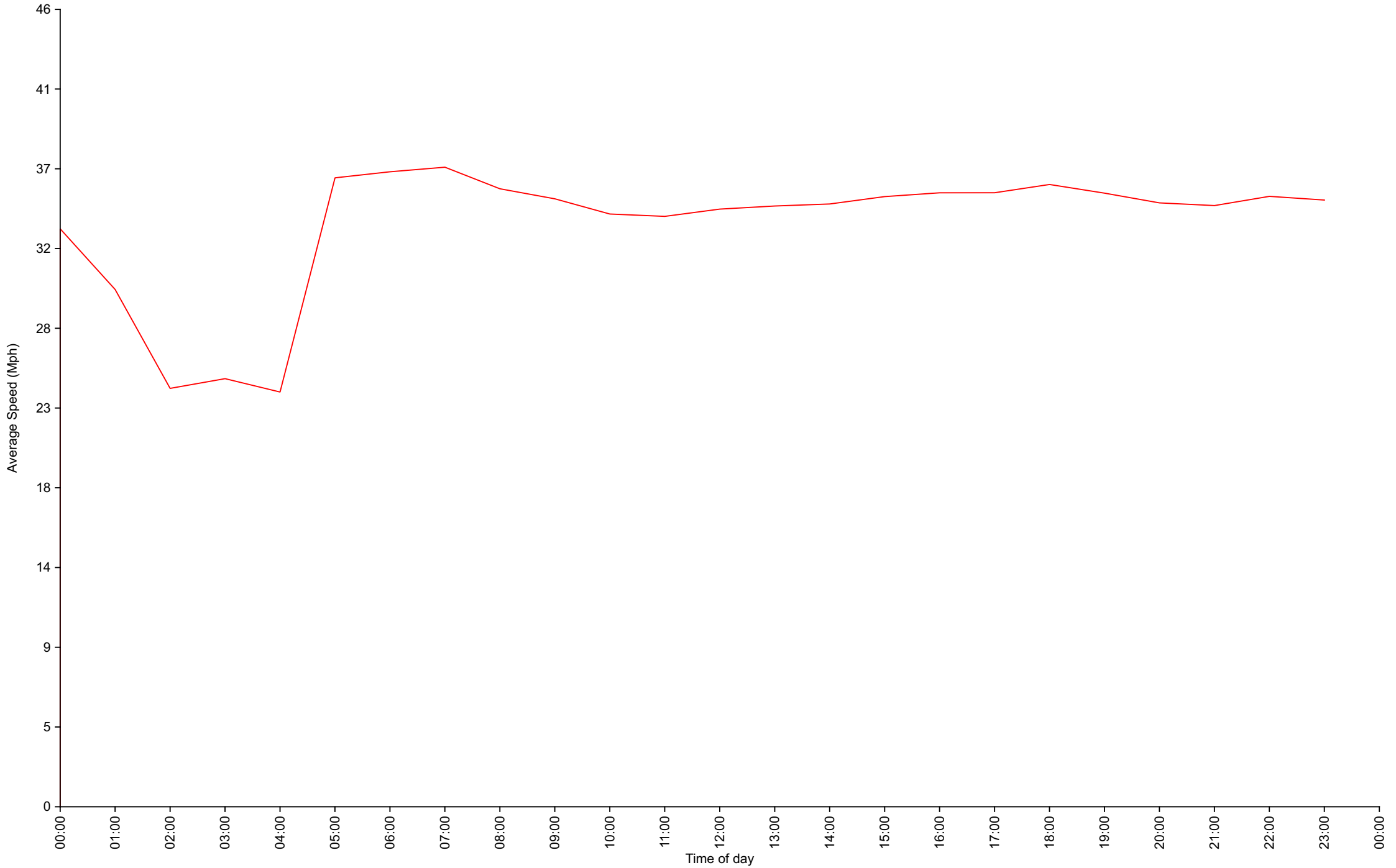
Vehicle Counts By Speed Class

Traffic Overview from Tue Aug 1 2023 to Fri Sep 1 2023



Average Speed By Hour

Traffic Overview from Tue Aug 1 2023 to Fri Sep 1 2023
(60 Minute Resolution)



Cumulative Speed Distribution Curve

Traffic Overview from Tue Aug 1 2023 to Fri Sep 1 2023

