

Traffic Report

Traffic Overview from Mon May 1 2023 to Wed May 31 2023

Vehicle Speed Classes (Mph)

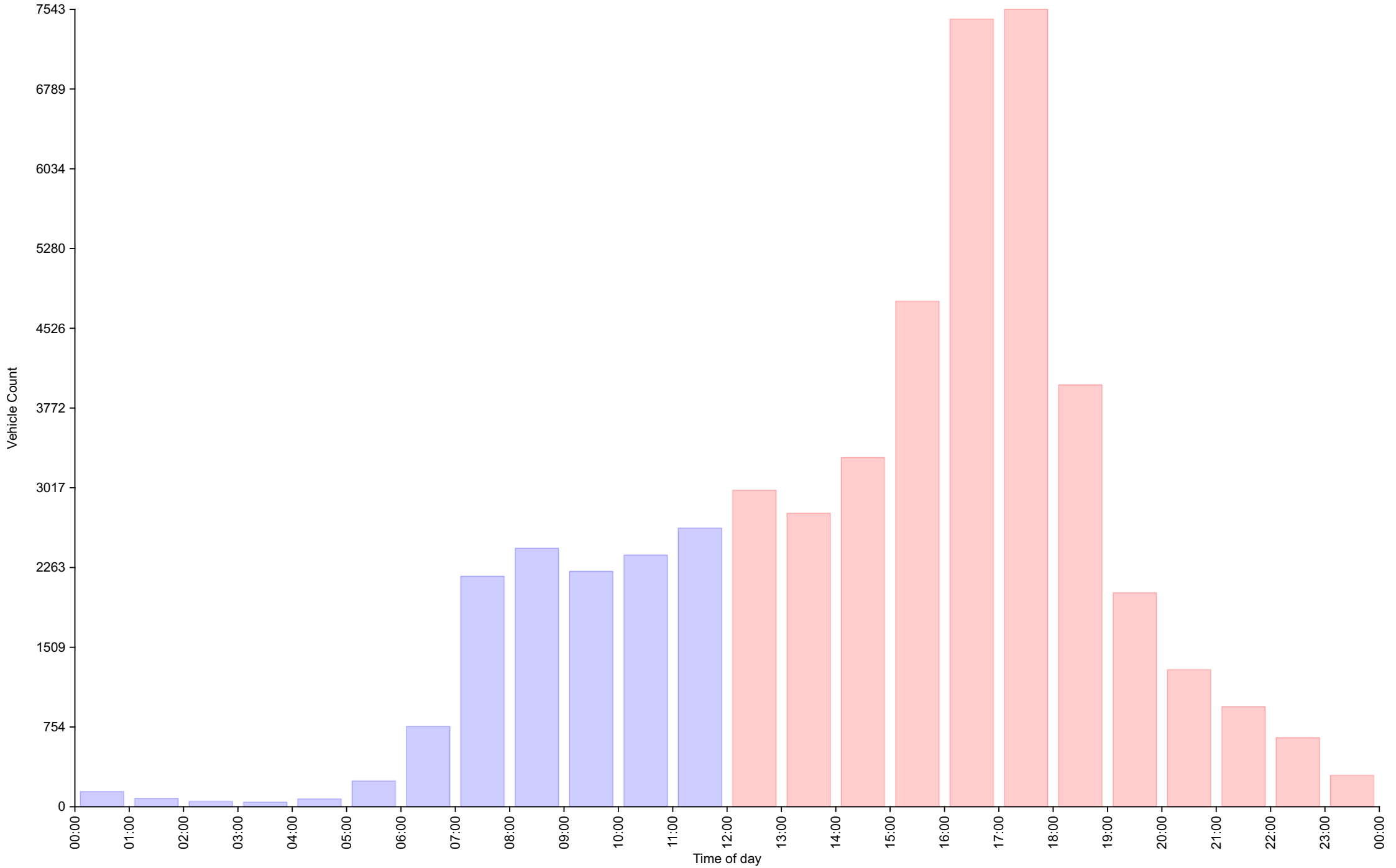
	<15	15 20	20 25	25 30	30 35	35 40	40 45	45 50	50 55	55 60	60 65	65 70	>70	Total	85th Percentile
00:00	0	1	1	11	56	39	9	9	10	3	1	3	1	144	47.2
01:00	0	0	0	13	19	16	16	5	2	5	1	1	1	79	47.1
02:00	0	1	1	8	13	12	10	3	2	0	2	0	0	52	42.2
03:00	0	3	0	4	9	15	3	2	2	4	1	0	1	44	51.4
04:00	0	0	2	9	25	15	15	7	1	0	1	0	0	75	41.4
05:00	7	12	1	3	44	59	50	50	16	2	1	0	0	245	46.6
06:00	23	19	7	25	218	183	162	73	34	9	7	1	0	761	44.3
07:00	21	24	20	93	641	813	407	119	31	10	1	0	0	2180	41.2
08:00	23	22	30	160	761	860	424	114	36	6	6	2	1	2445	40.9
09:00	28	21	32	201	801	704	316	91	22	8	2	1	0	2227	40.1
10:00	19	51	42	301	892	709	267	65	20	5	3	5	2	2381	39.1
11:00	39	58	53	315	1040	753	264	83	26	2	3	0	1	2637	38.8
12:00	18	70	60	335	1148	911	317	97	22	6	5	4	2	2995	39.0
13:00	31	56	54	308	997	840	345	106	25	11	2	1	1	2777	39.8
14:00	17	40	57	327	1297	1031	395	94	30	10	1	3	1	3303	39.3
15:00	13	74	51	388	1795	1626	632	145	42	13	0	1	3	4783	39.7
16:00	16	56	47	504	2814	2676	1083	188	49	14	2	3	0	7452	39.7
17:00	22	26	47	541	2931	2650	1081	189	39	10	6	1	0	7543	39.6
18:00	10	45	23	263	1352	1401	632	179	60	19	6	1	0	3991	40.7
19:00	16	46	17	124	674	656	336	114	25	10	3	3	1	2025	41.2
20:00	15	10	8	125	418	438	187	53	24	7	8	2	3	1298	40.6
21:00	11	11	9	113	375	272	90	33	12	9	3	5	4	947	39.6
22:00	5	5	11	93	234	187	61	34	8	6	2	0	8	654	40.3
23:00	7	0	2	38	101	85	42	14	3	3	2	0	1	298	40.5
AM Total	160	212	189	1143	4519	4178	1943	621	202	54	29	13	7		
PM Total	181	439	386	3159	14136	12773	5201	1246	339	118	40	24	24		
Total	341	651	575	4302	18655	16951	7144	1867	541	172	69	37	31		
Percent	0.66%	1.27%	1.12%	8.38%	36.34%	33.02%	13.92%	3.64%	1.05%	0.34%	0.13%	0.07%	0.06%		

Time of day

Total Vehicles : 51336
 30th Percentile : 31.7 MPH
 50th Percentile : 34.3 MPH
 85th Percentile : 40.0 MPH
 95th Percentile : 44.2 MPH
 Average Speed : 35.1 MPH
 Highest Speed : 87.7 MPH
 Total Over Speed Limit : 88.6 % (45467 / 51336)

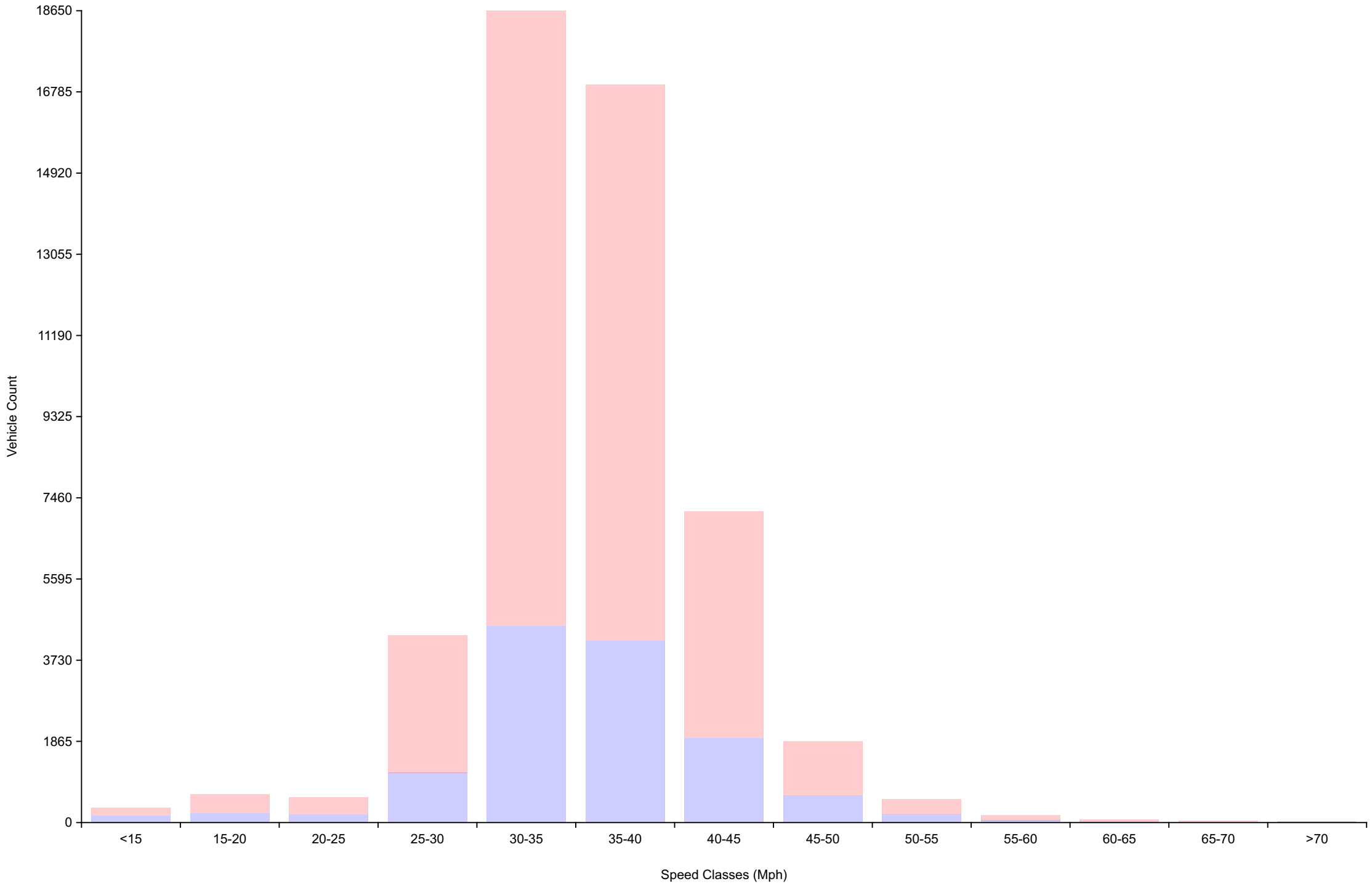
Vehicle Counts By Hour

Traffic Overview from Mon May 1 2023 to Wed May 31 2023
(60 Minute Resolution)



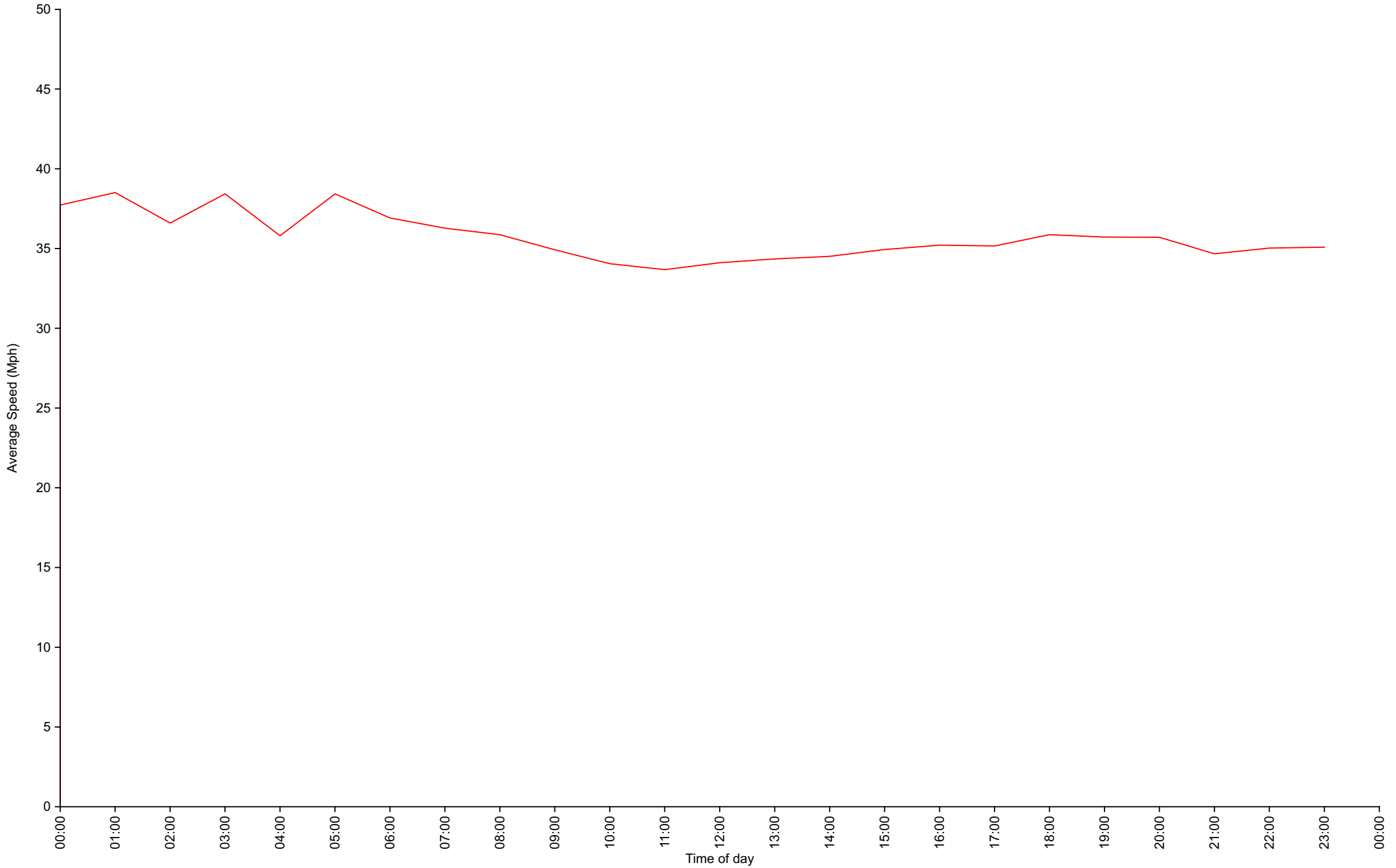
Vehicle Counts By Speed Class

Traffic Overview from Mon May 1 2023 to Wed May 31 2023



Average Speed By Hour

Traffic Overview from Mon May 1 2023 to Wed May 31 2023
(60 Minute Resolution)



Cumulative Speed Distribution Curve

Traffic Overview from Mon May 1 2023 to Wed May 31 2023

