

# Traffic Report

Traffic Overview from Wed Mar 1 2023 to Fri Mar 31 2023

## Vehicle Speed Classes (Mph)

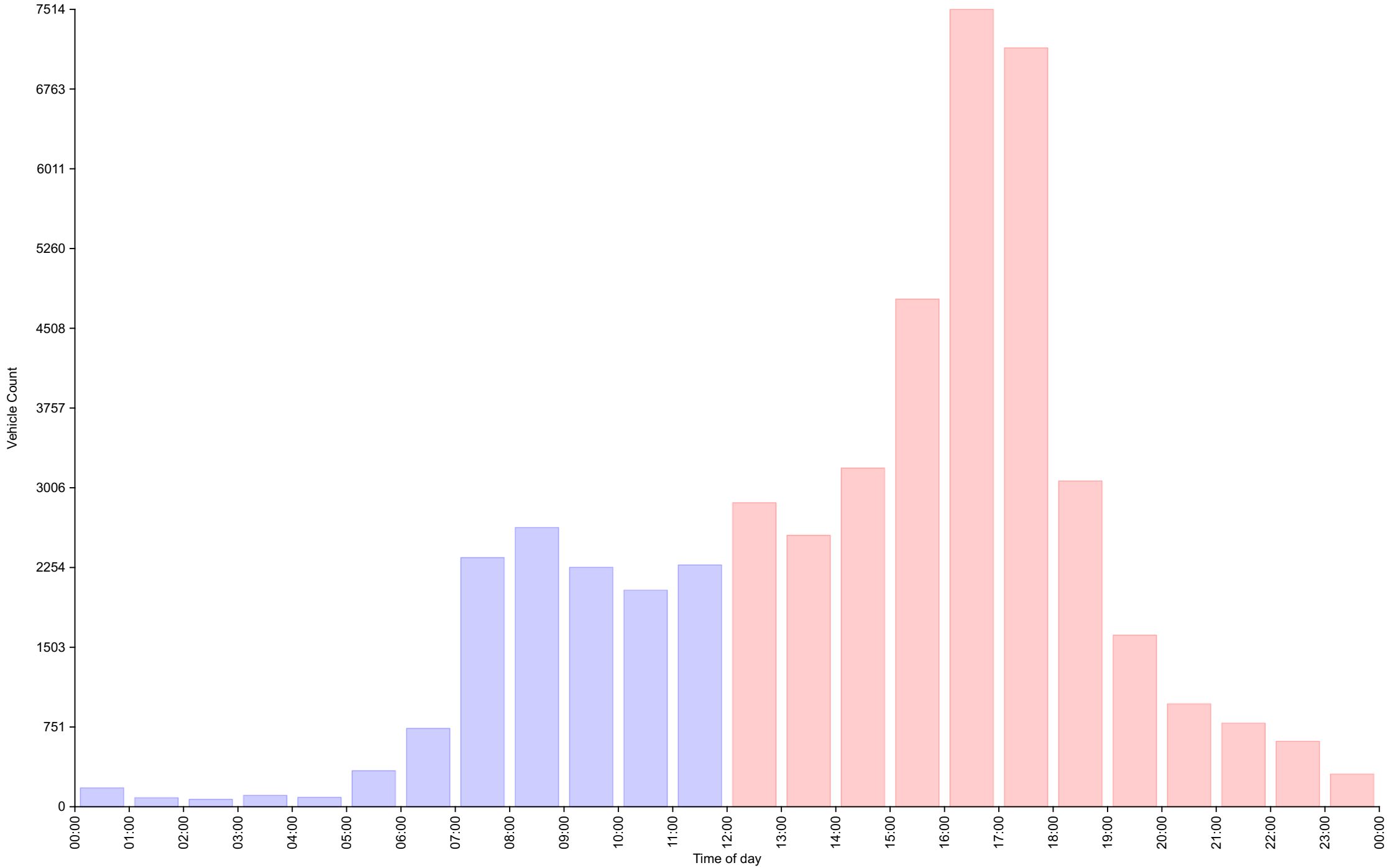
|          | <15       | 15<br>20  | 20<br>25  | 25<br>30   | 30<br>35      | 35<br>40    | 40<br>45    | 45<br>50   | 50<br>55  | 55<br>60  | 60<br>65 | 65<br>70 | >70      | Total       | 85th<br>Percentile |
|----------|-----------|-----------|-----------|------------|---------------|-------------|-------------|------------|-----------|-----------|----------|----------|----------|-------------|--------------------|
| 00:00    | 38        | 1         | 2         | 22         | 53            | 33          | 17          | 5          | 7         | 0         | 0        | 1        | 0        | 179         | 39.6               |
| 01:00    | 28        | 4         | 2         | 12         | 10            | 10          | 8           | 7          | 4         | 1         | 0        | 0        | 0        | 86          | 43.4               |
| 02:00    | 39        | 3         | 0         | 3          | 9             | 8           | 5           | 2          | 1         | 0         | 0        | 0        | 0        | 70          | 36.5               |
| 03:00    | <b>71</b> | 0         | 0         | 1          | 8             | 15          | 5           | 6          | 2         | 0         | 0        | 0        | 0        | 108         | 38.2               |
| 04:00    | 28        | 0         | 0         | 10         | 19            | 12          | 12          | 6          | 0         | 1         | 0        | 0        | <b>1</b> | 89          | 40.7               |
| 05:00    | 17        | 3         | 2         | 42         | 82            | 62          | 73          | 45         | 10        | 4         | 0        | 0        | 0        | 340         | 44.7               |
| 06:00    | 2         | 1         | 2         | 47         | 219           | 195         | 156         | 75         | 22        | <b>15</b> | <b>4</b> | 1        | 0        | 739         | <b>44.4</b>        |
| 07:00    | 7         | 16        | 6         | 134        | 756           | 817         | 489         | 95         | 23        | 5         | 0        | 0        | 0        | 2348        | 40.9               |
| 08:00    | 30        | 12        | 11        | 164        | 796           | <b>955</b>  | <b>502</b>  | <b>121</b> | <b>27</b> | 11        | 3        | 0        | 0        | <b>2632</b> | 40.9               |
| 09:00    | 63        | 36        | 13        | 204        | 746           | 756         | 315         | 90         | 23        | 8         | 2        | 1        | 0        | 2257        | 40.0               |
| 10:00    | 66        | 27        | 23        | 211        | 755           | 629         | 231         | 69         | 17        | 10        | 1        | <b>2</b> | 1        | 2042        | 39.3               |
| 11:00    | 43        | <b>54</b> | <b>30</b> | <b>217</b> | <b>877</b>    | 670         | 286         | 63         | 25        | 14        | 0        | 0        | 0        | 2279        | 39.6               |
| 12:00    | 24        | <b>37</b> | 36        | 304        | 1094          | 905         | 334         | 94         | 27        | 2         | <b>5</b> | <b>4</b> | 0        | 2866        | 39.4               |
| 13:00    | 13        | 31        | 22        | 236        | 933           | 822         | 362         | 106        | 23        | 6         | 2        | 2        | 0        | 2558        | 40.2               |
| 14:00    | 25        | 31        | 24        | 253        | 1171          | 1095        | 434         | 115        | 27        | 12        | 4        | 1        | 0        | 3192        | 39.9               |
| 15:00    | 35        | 23        | 37        | 399        | 1759          | 1642        | 666         | 170        | 34        | 12        | 5        | 2        | 0        | 4784        | 39.9               |
| 16:00    | 17        | 22        | 31        | <b>533</b> | <b>2846</b>   | <b>2714</b> | <b>1048</b> | 216        | <b>63</b> | <b>19</b> | 1        | 2        | <b>2</b> | <b>7514</b> | 39.7               |
| 17:00    | 12        | 15        | <b>53</b> | 517        | 2764          | 2478        | 1014        | <b>228</b> | 47        | 19        | 4        | 1        | 0        | 7152        | 39.7               |
| 18:00    | 28        | 16        | 10        | 292        | 1171          | 992         | 385         | 127        | 32        | 11        | 4        | 2        | 1        | 3071        | 39.9               |
| 19:00    | 16        | 16        | 15        | 189        | 666           | 437         | 189         | 65         | 14        | 10        | 0        | 0        | 1        | 1618        | 39.7               |
| 20:00    | 16        | 8         | 9         | 105        | 365           | 297         | 128         | 26         | 9         | 4         | 2        | 2        | 0        | 971         | 39.6               |
| 21:00    | <b>48</b> | 1         | 2         | 139        | 287           | 158         | 90          | 35         | 17        | 10        | 2        | 0        | 0        | 789         | <b>40.5</b>        |
| 22:00    | 38        | 8         | 6         | 68         | 218           | 178         | 64          | 23         | 7         | 5         | 2        | 0        | 0        | 617         | 39.6               |
| 23:00    | 35        | 1         | 3         | 36         | 103           | 86          | 28          | 10         | 5         | 1         | 1        | 0        | 0        | 309         | 38.9               |
| AM Total | 432       | 157       | 91        | 1067       | <b>4330</b>   | 4162        | 2099        | 584        | 161       | 69        | 10       | 5        | 2        |             |                    |
| PM Total | 307       | 209       | 248       | 3071       | <b>13377</b>  | 11804       | 4742        | 1215       | 305       | 111       | 32       | 16       | 4        |             |                    |
| Total    | 739       | 366       | 339       | 4138       | <b>17707</b>  | 15966       | 6841        | 1799       | 466       | 180       | 42       | 21       | 6        |             |                    |
| Percent  | 1.52%     | 0.75%     | 0.70%     | 8.51%      | <b>36.43%</b> | 32.85%      | 14.07%      | 3.70%      | 0.96%     | 0.37%     | 0.09%    | 0.04%    | 0.01%    |             |                    |

Time of day

Total Vehicles : 48610  
 30th Percentile : 31.7 MPH  
 50th Percentile : 34.3 MPH  
 85th Percentile : 40.0 MPH  
 95th Percentile : 44.2 MPH  
 Average Speed : 35.0 MPH  
 Highest Speed : 87.0 MPH  
 Total Over Speed Limit : 88.5 % (43028 / 48610)

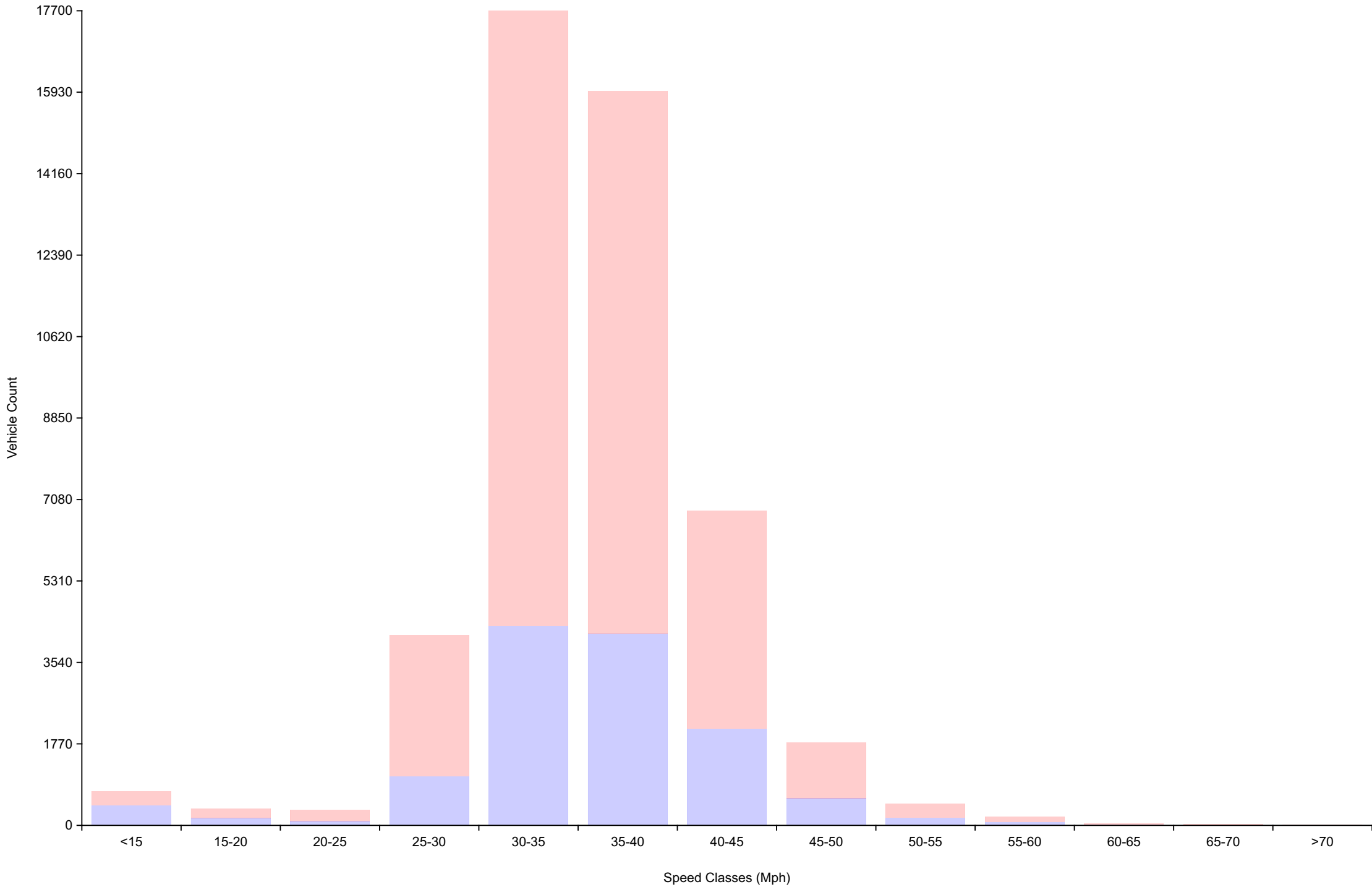
# Vehicle Counts By Hour

Traffic Overview from Wed Mar 1 2023 to Fri Mar 31 2023  
(60 Minute Resolution)



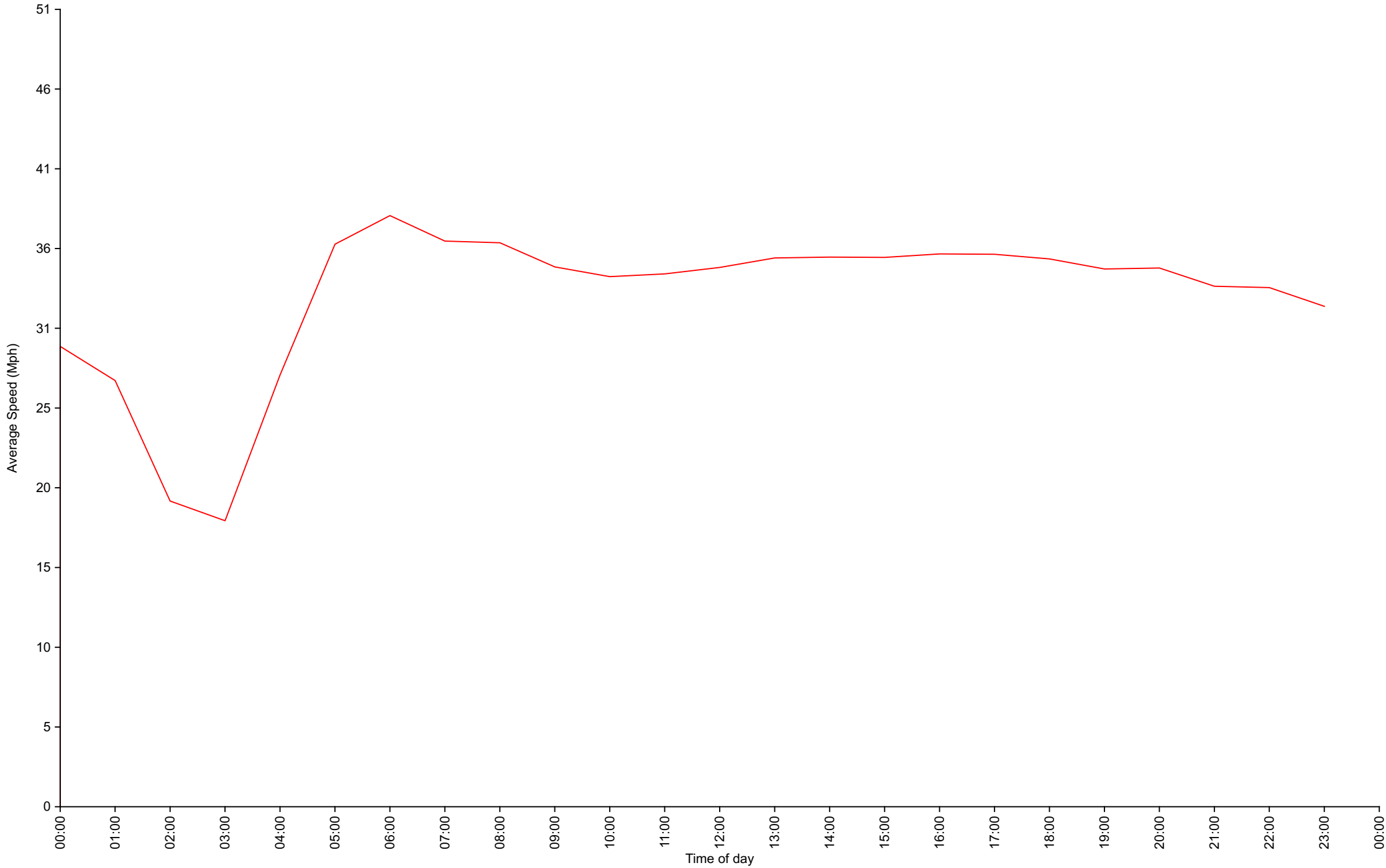
# Vehicle Counts By Speed Class

Traffic Overview from Wed Mar 1 2023 to Fri Mar 31 2023



# Average Speed By Hour

Traffic Overview from Wed Mar 1 2023 to Fri Mar 31 2023  
(60 Minute Resolution)



# Cumulative Speed Distribution Curve

## Traffic Overview from Wed Mar 1 2023 to Fri Mar 31 2023

