

Traffic Report

Traffic Overview from Wed Mar 1 2023 to Fri Mar 31 2023

Vehicle Speed Classes (Mph)

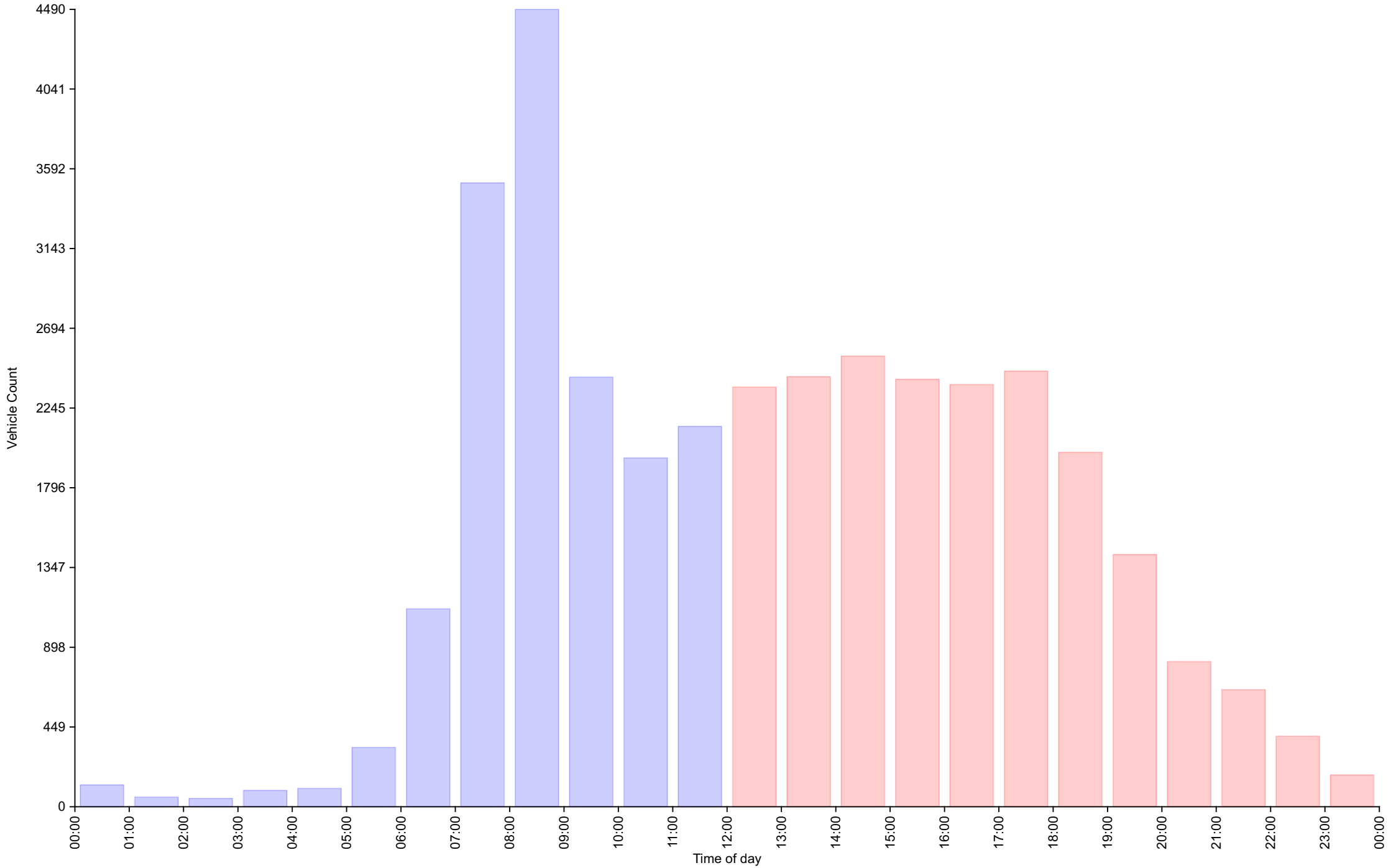
	<15	15 20	20 25	25 30	30 35	35 40	40 45	45 50	50 55	55 60	60 65	65 70	>70	Total	85th Percentile
00:00	10	1	1	16	56	11	15	5	5	2	1	0	0	123	42.4
01:00	5	0	0	10	18	10	7	0	2	3	0	0	0	55	41.9
02:00	14	2	3	6	5	6	4	4	1	2	0	0	0	47	43.9
03:00	1	12	11	14	22	5	17	4	4	2	0	0	0	92	42.1
04:00	14	0	0	28	45	13	2	2	0	0	0	0	0	104	34.5
05:00	19	0	1	33	95	91	58	23	12	1	1	0	0	334	42.8
06:00	5	11	1	103	379	332	156	77	22	15	7	7	0	1115	42.3
07:00	13	26	26	360	1368	1147	429	99	23	12	5	4	1	3513	39.4
08:00	17	36	19	411	1831	1446	568	123	22	13	4	0	0	4490	39.3
09:00	16	25	35	343	986	658	261	68	17	7	1	1	2	2420	38.9
10:00	30	59	57	284	875	471	137	35	14	3	0	0	0	1965	37.5
11:00	36	47	50	381	955	488	128	42	10	3	1	0	1	2142	37.3
12:00	30	32	37	415	1071	537	190	34	9	5	2	0	2	2364	37.4
13:00	17	29	54	426	1116	540	183	30	21	3	1	0	2	2422	37.4
14:00	16	21	23	395	1203	596	190	62	21	5	3	2	1	2538	37.7
15:00	13	16	51	370	1009	658	223	54	7	5	0	0	1	2407	38.3
16:00	4	14	31	343	1026	650	222	65	17	2	2	1	1	2378	38.5
17:00	14	23	18	330	1086	649	243	70	10	6	2	0	2	2453	38.6
18:00	8	18	22	373	861	466	164	60	14	7	1	2	0	1996	38.1
19:00	5	7	34	366	576	288	98	27	5	8	1	4	1	1420	37.3
20:00	11	4	14	214	285	162	75	32	13	4	3	1	0	818	39.3
21:00	2	1	14	174	278	116	45	17	3	7	3	0	0	660	37.4
22:00	1	0	5	83	162	90	36	10	6	3	1	0	1	398	38.8
23:00	10	0	4	44	60	24	22	12	1	0	1	1	0	179	41.4
AM Total	180	219	204	1989	6635	4678	1782	482	132	63	20	12	4		
PM Total	131	165	307	3533	8733	4776	1691	473	127	55	20	11	11		
Total	311	384	511	5522	15368	9454	3473	955	259	118	40	23	15		
Percent	0.85%	1.05%	1.40%	15.16%	42.18%	25.95%	9.53%	2.62%	0.71%	0.32%	0.11%	0.06%	0.04%		

Time of day

Total Vehicles : 36433
 30th Percentile : 30.4 MPH
 50th Percentile : 32.6 MPH
 85th Percentile : 38.6 MPH
 95th Percentile : 43.0 MPH
 Average Speed : 33.7 MPH
 Highest Speed : 81.8 MPH
 Total Over Speed Limit : 81.5 % (29705 / 36433)

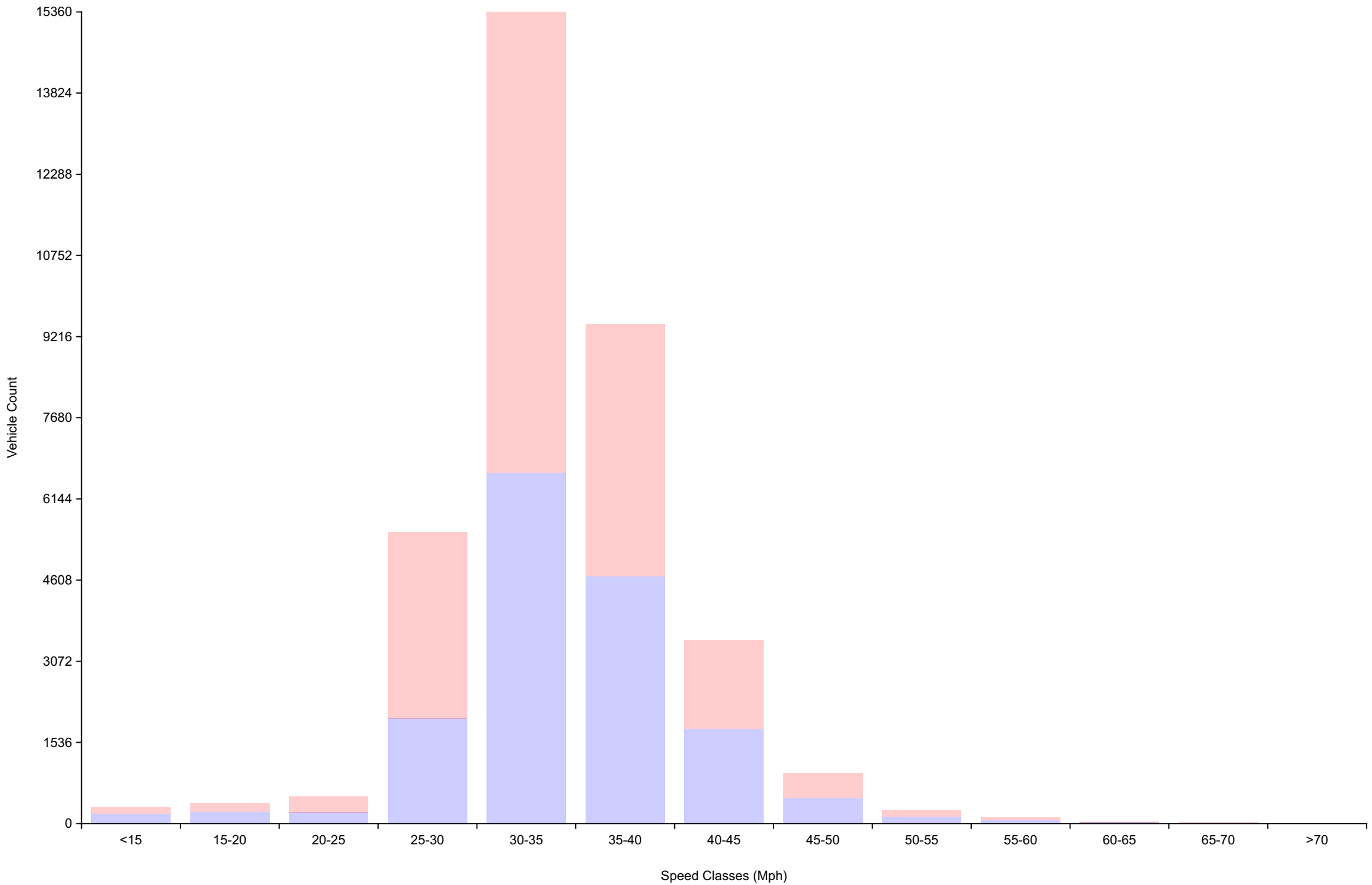
Vehicle Counts By Hour

Traffic Overview from Wed Mar 1 2023 to Fri Mar 31 2023
(60 Minute Resolution)



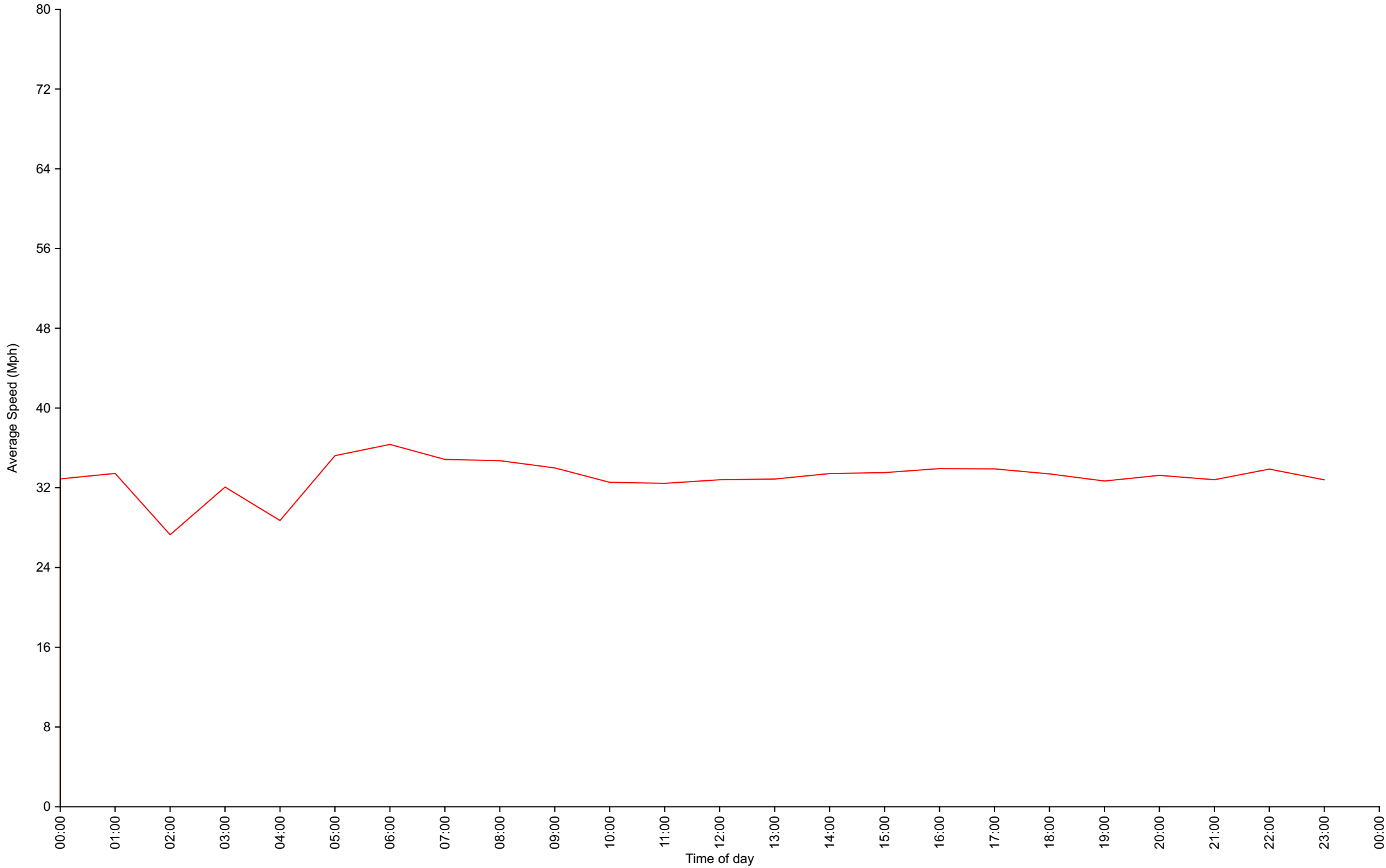
Vehicle Counts By Speed Class

Traffic Overview from Wed Mar 1 2023 to Fri Mar 31 2023



Average Speed By Hour

Traffic Overview from Wed Mar 1 2023 to Fri Mar 31 2023
(60 Minute Resolution)



Cumulative Speed Distribution Curve

Traffic Overview from Wed Mar 1 2023 to Fri Mar 31 2023

