

Traffic Report

Traffic Overview from Tue Jan 3 2023 to Tue Jan 31 2023

Vehicle Speed Classes (Mph)

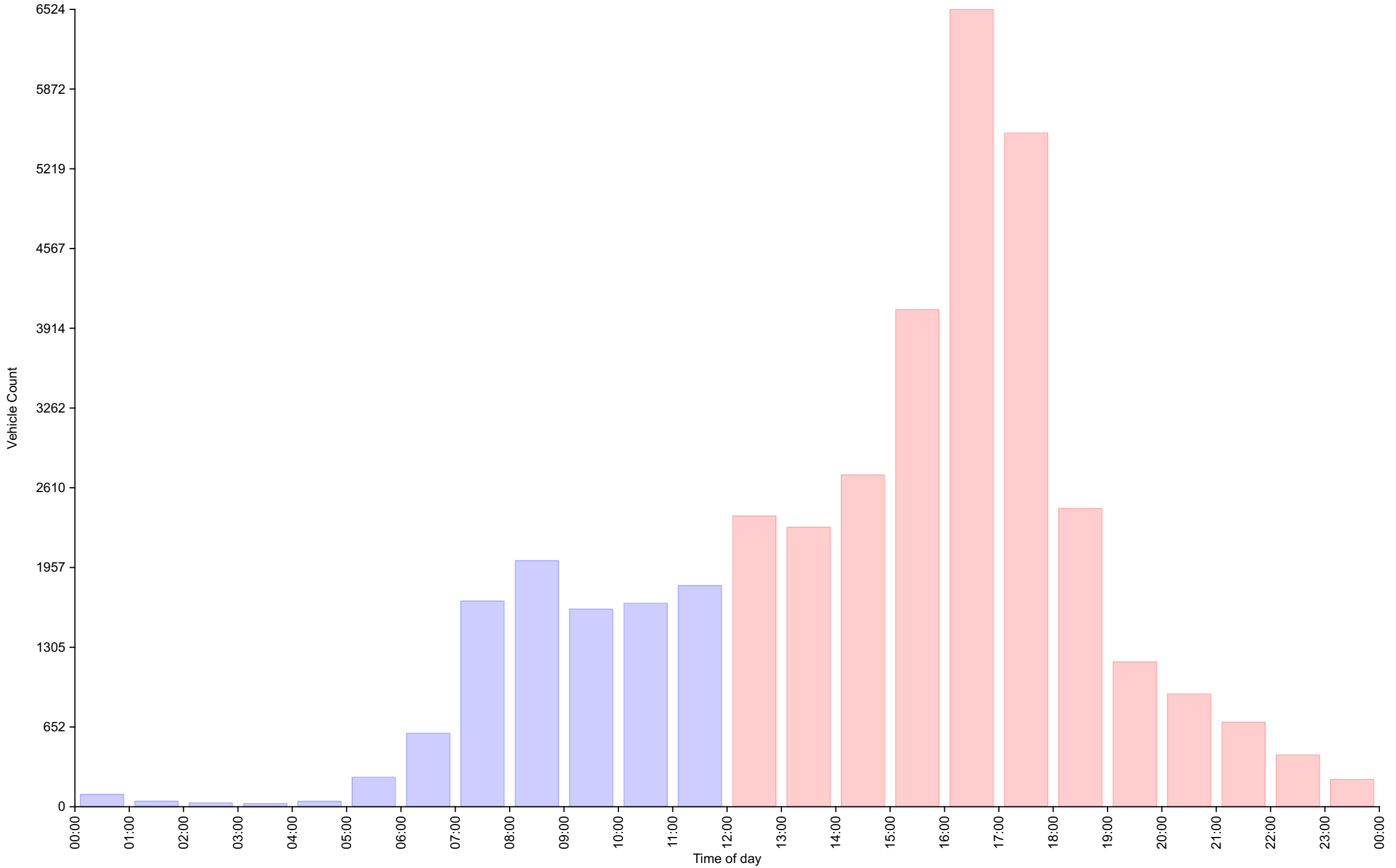
	<15	15 20	20 25	25 30	30 35	35 40	40 45	45 50	50 55	55 60	60 65	65 70	>70	Total	85th Percentile
00:00	2	1	2	12	32	29	18	3	1	1	0	0	1	102	40.7
01:00	10	0	1	8	9	11	3	3	1	0	0	0	0	46	39.2
02:00	3	11	1	1	9	3	4	1	0	0	0	0	0	33	39.1
03:00	3	1	0	2	6	7	2	4	0	1	0	0	0	26	46.0
04:00	5	0	0	16	5	10	4	4	0	1	0	0	0	45	41.5
05:00	21	2	8	35	32	45	61	27	7	4	1	0	0	243	44.5
06:00	11	7	17	81	189	149	96	37	9	3	1	1	1	602	41.4
07:00	14	28	62	258	670	447	142	51	9	3	0	0	0	1684	38.1
08:00	19	33	79	239	726	626	213	58	14	6	1	0	0	2014	38.9
09:00	12	29	62	198	604	458	198	52	4	1	0	0	0	1618	39.2
10:00	13	39	54	223	573	529	165	52	12	6	0	0	0	1666	38.8
11:00	26	29	45	212	700	523	206	54	11	4	0	0	0	1810	39.1
12:00	31	43	24	279	914	707	268	78	28	7	1	0	0	2380	39.3
13:00	26	26	26	235	871	717	280	78	20	3	5	0	0	2287	39.4
14:00	17	21	24	306	1033	845	355	84	23	6	1	0	1	2716	39.6
15:00	11	30	43	420	1559	1325	525	117	25	8	3	1	1	4068	39.4
16:00	11	15	27	729	2954	1973	638	129	38	7	1	0	2	6524	38.4
17:00	5	20	69	961	2563	1418	368	85	16	6	0	2	2	5515	37.2
18:00	15	6	26	341	1068	687	215	55	20	5	2	0	3	2443	38.2
19:00	10	4	12	173	443	363	125	38	11	3	1	1	2	1186	39.1
20:00	20	4	16	160	361	228	80	35	5	7	1	3	4	924	38.9
21:00	15	2	6	99	299	172	72	18	8	3	0	0	0	694	38.9
22:00	2	1	4	39	143	128	61	31	11	4	1	1	0	426	41.9
23:00	9	2	2	33	91	46	29	6	0	2	2	1	1	224	39.5
AM Total	139	180	331	1285	3555	2837	1112	346	68	30	3	1	2		
PM Total	172	174	279	3775	12299	8609	3016	754	205	61	18	9	16		
Total	311	354	610	5060	15854	11446	4128	1100	273	91	21	10	18		
Percent	0.79%	0.90%	1.55%	12.88%	40.37%	29.14%	10.51%	2.80%	0.70%	0.23%	0.05%	0.03%	0.05%		

Time of day

Total Vehicles : 39276
 30th Percentile : 30.8 MPH
 50th Percentile : 33.2 MPH
 85th Percentile : 38.8 MPH
 95th Percentile : 42.9 MPH
 Average Speed : 34.0 MPH
 Highest Speed : 94.5 MPH
 Total Over Speed Limit : 83.9 % (32941 / 39276)

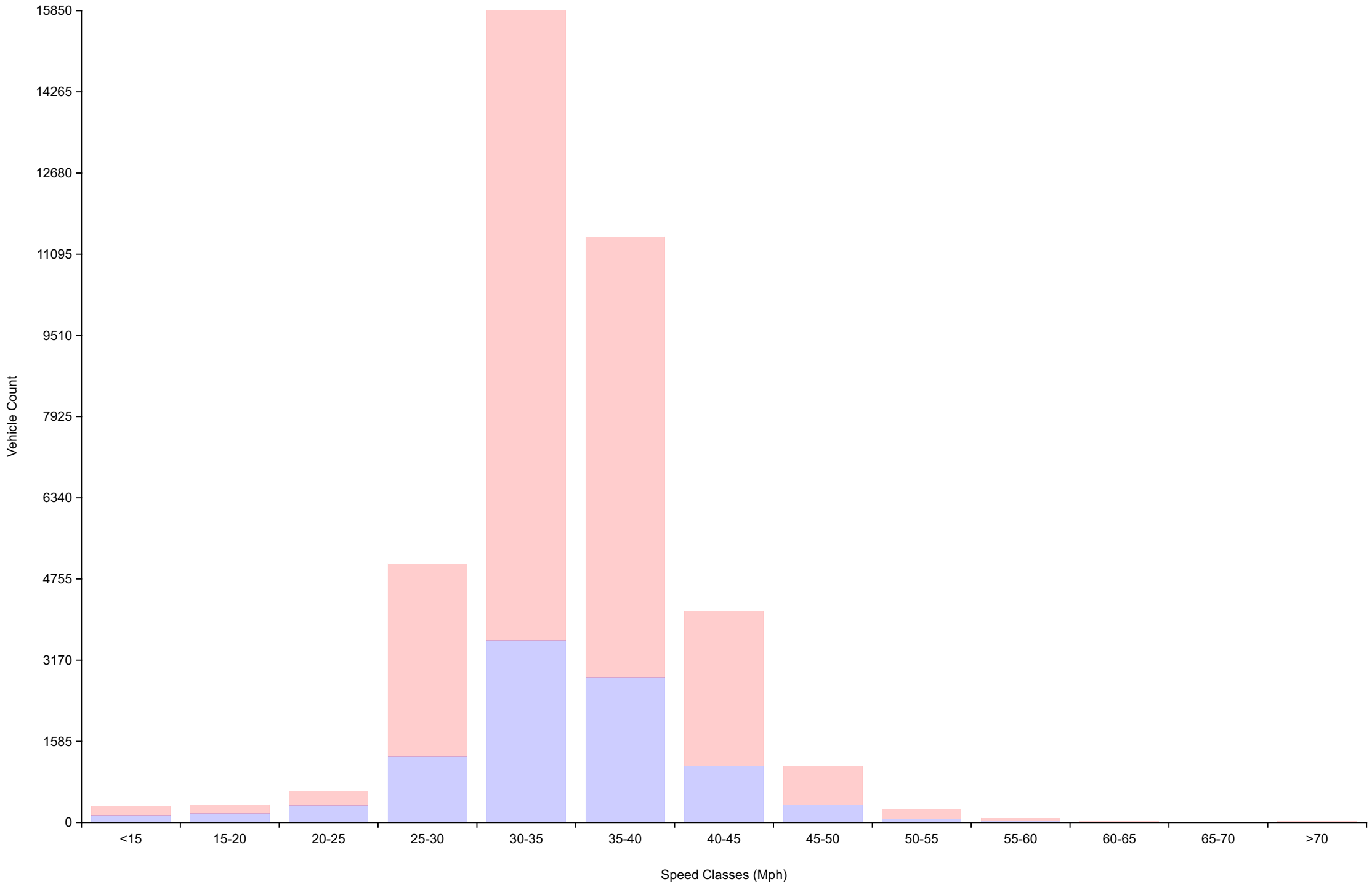
Vehicle Counts By Hour

Traffic Overview from Tue Jan 3 2023 to Tue Jan 31 2023
(60 Minute Resolution)



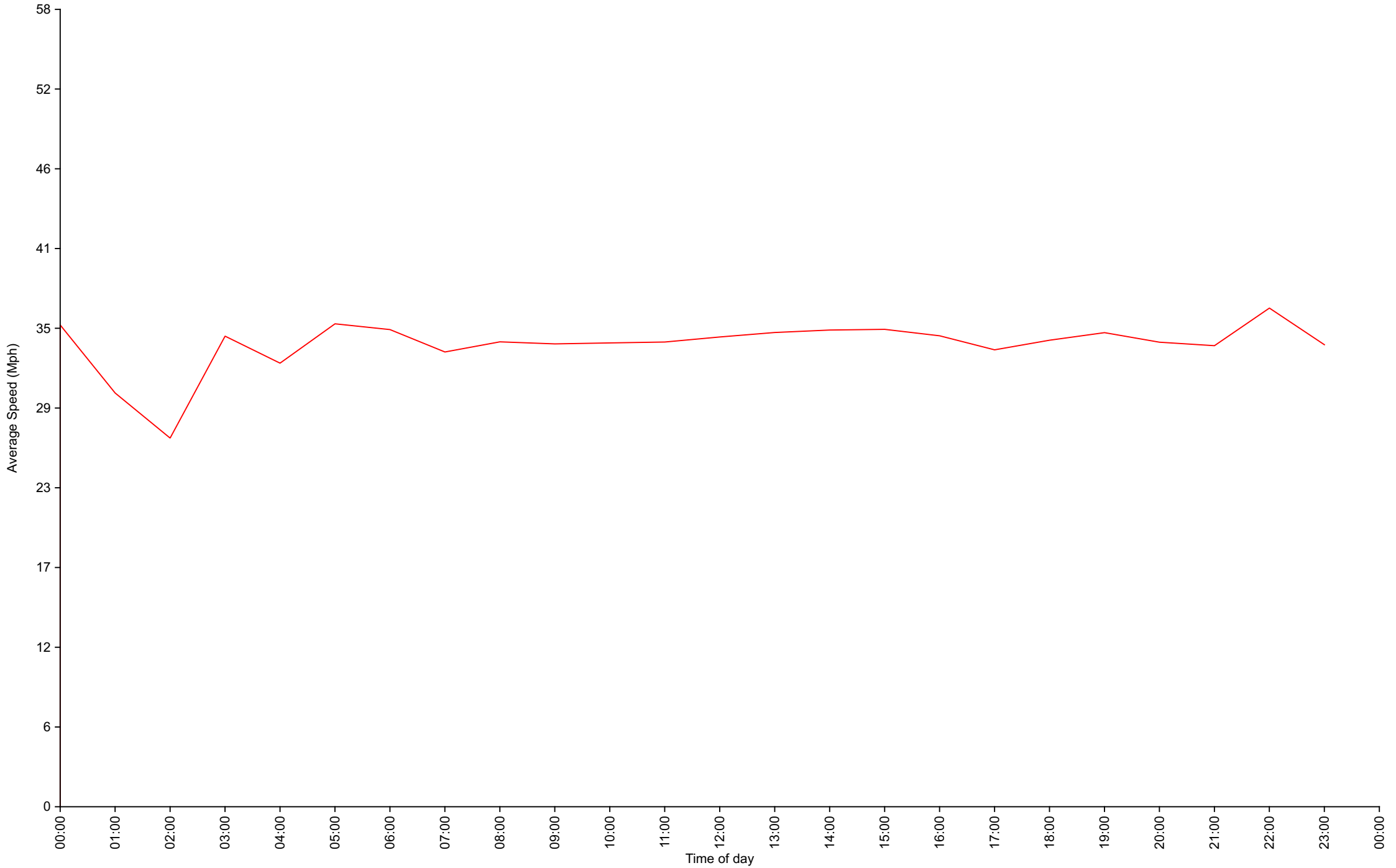
Vehicle Counts By Speed Class

Traffic Overview from Tue Jan 3 2023 to Tue Jan 31 2023



Average Speed By Hour

Traffic Overview from Tue Jan 3 2023 to Tue Jan 31 2023
(60 Minute Resolution)



Cumulative Speed Distribution Curve

Traffic Overview from Tue Jan 3 2023 to Tue Jan 31 2023

