

# Traffic Report

Traffic Overview from Wed Feb 1 2023 to Tue Feb 28 2023

## Vehicle Speed Classes (Mph)

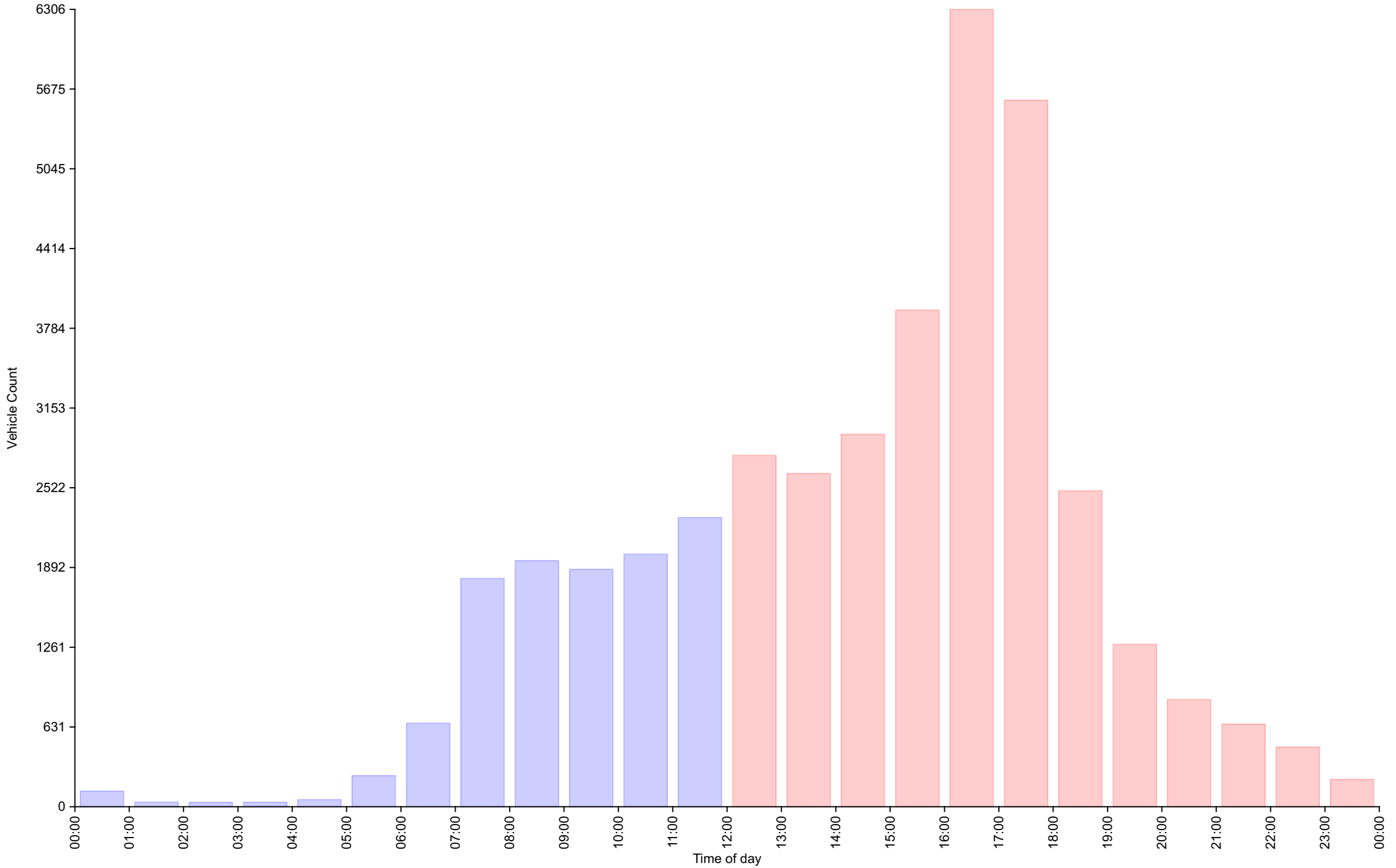
	<15	15 20	20 25	25 30	30 35	35 40	40 45	45 50	50 55	55 60	60 65	65 70	>70	Total	85th Percentile
00:00	1	0	1	5	42	47	12	5	6	1	1	0	<b>3</b>	124	42.8
01:00	0	0	0	5	13	8	7	4	1	0	0	0	0	38	43.3
02:00	2	0	1	7	2	10	7	5	1	0	0	0	0	35	44.7
03:00	3	0	0	1	9	9	6	4	2	1	0	0	1	36	<b>46.6</b>
04:00	10	1	1	9	10	10	10	3	1	1	0	1	0	57	41.6
05:00	6	4	0	26	47	54	56	37	14	2	0	0	0	246	45.5
06:00	7	0	4	64	217	177	124	40	14	<b>8</b>	<b>3</b>	<b>2</b>	2	662	42.5
07:00	6	18	5	156	698	609	233	55	21	4	1	0	0	1806	39.7
08:00	12	20	16	128	622	<b>737</b>	<b>310</b>	<b>68</b>	<b>28</b>	5	0	0	0	1946	40.4
09:00	12	29	11	159	642	668	282	59	14	2	0	0	0	1878	39.9
10:00	<b>16</b>	<b>37</b>	<b>32</b>	233	749	609	253	54	15	0	1	0	0	1999	39.3
11:00	14	36	23	<b>244</b>	<b>906</b>	699	281	61	18	5	0	0	0	<b>2287</b>	39.3
12:00	<b>20</b>	<b>47</b>	36	257	1116	866	339	80	15	3	1	0	0	2780	39.2
13:00	19	36	34	275	1020	820	325	81	19	5	2	0	0	2636	39.3
14:00	13	31	37	250	1201	957	344	91	18	2	2	0	<b>1</b>	2947	39.2
15:00	14	34	33	320	1455	1392	528	116	25	7	3	<b>1</b>	1	3929	39.5
16:00	9	23	25	455	2421	<b>2253</b>	<b>859</b>	<b>187</b>	<b>49</b>	<b>16</b>	<b>9</b>	0	0	<b>6306</b>	39.6
17:00	7	26	<b>41</b>	<b>495</b>	<b>2469</b>	1812	580	105	38	10	4	0	1	5588	38.6
18:00	9	12	8	307	1070	742	257	68	16	8	2	0	1	2500	38.8
19:00	3	10	6	128	518	381	156	59	16	7	2	0	0	1286	40.1
20:00	5	5	6	66	353	254	104	38	10	4	4	0	0	849	40.2
21:00	12	0	2	83	259	170	77	32	7	7	3	1	0	653	40.1
22:00	6	4	3	43	150	151	82	18	7	4	3	0	1	472	<b>41.1</b>
23:00	0	0	1	28	80	64	27	11	2	1	2	0	0	216	40.7
AM Total	89	145	94	1037	<b>3957</b>	3637	1581	395	135	29	6	3	6		
PM Total	117	228	232	2707	<b>12112</b>	9862	3678	886	222	74	37	2	5		
Total	206	373	326	3744	<b>16069</b>	13499	5259	1281	357	103	43	5	11		
Percent	0.50%	0.90%	0.79%	9.07%	<b>38.93%</b>	32.70%	12.74%	3.10%	0.86%	0.25%	0.10%	0.01%	0.03%		

Time of day

Total Vehicles : 41276  
 30th Percentile : 31.6 MPH  
 50th Percentile : 34.0 MPH  
 85th Percentile : 39.5 MPH  
 95th Percentile : 43.5 MPH  
 Average Speed : 34.9 MPH  
 Highest Speed : 87.1 MPH  
 Total Over Speed Limit : 88.7 % (36627 / 41276)

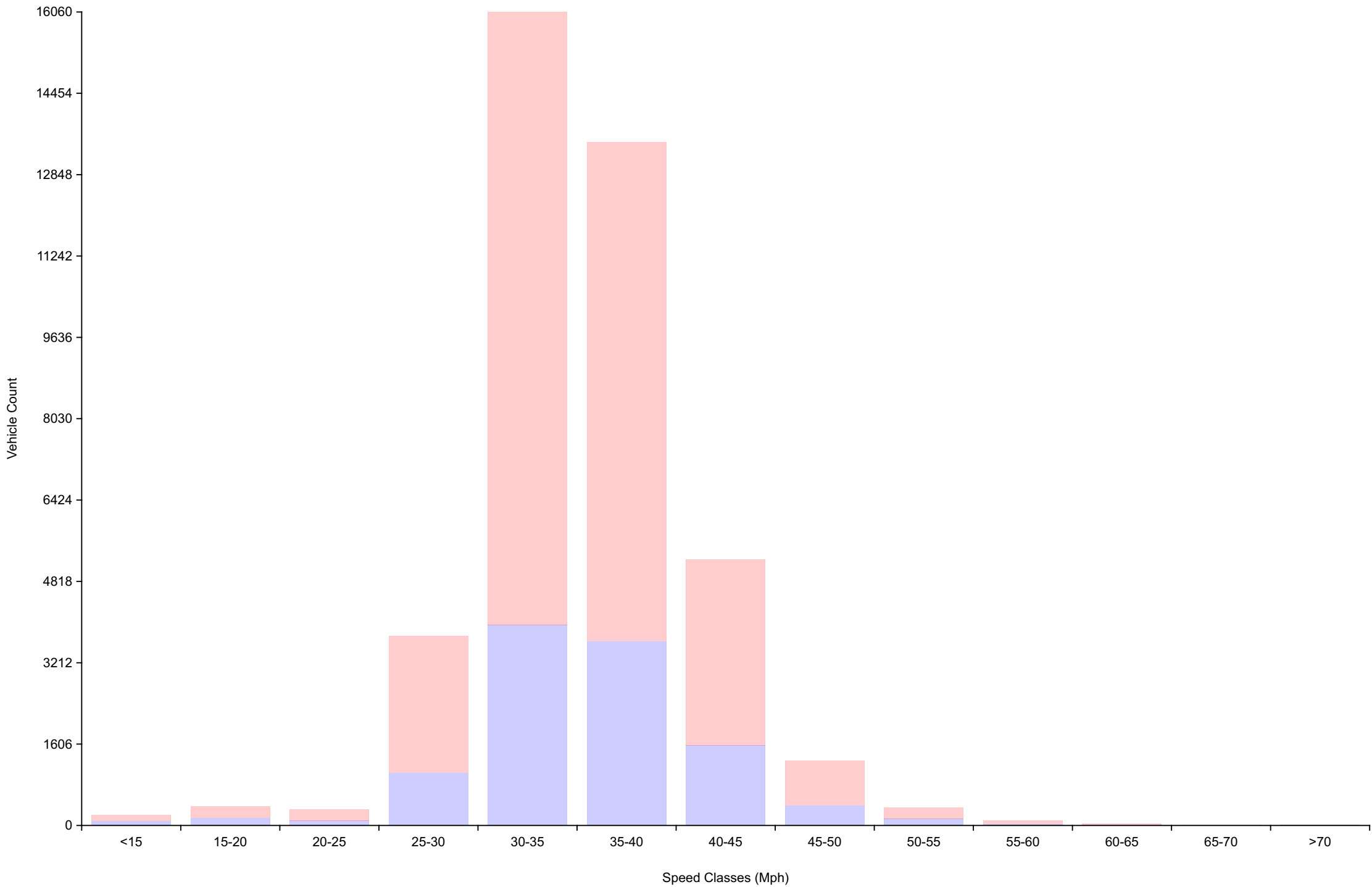
# Vehicle Counts By Hour

Traffic Overview from Wed Feb 1 2023 to Tue Feb 28 2023  
(60 Minute Resolution)



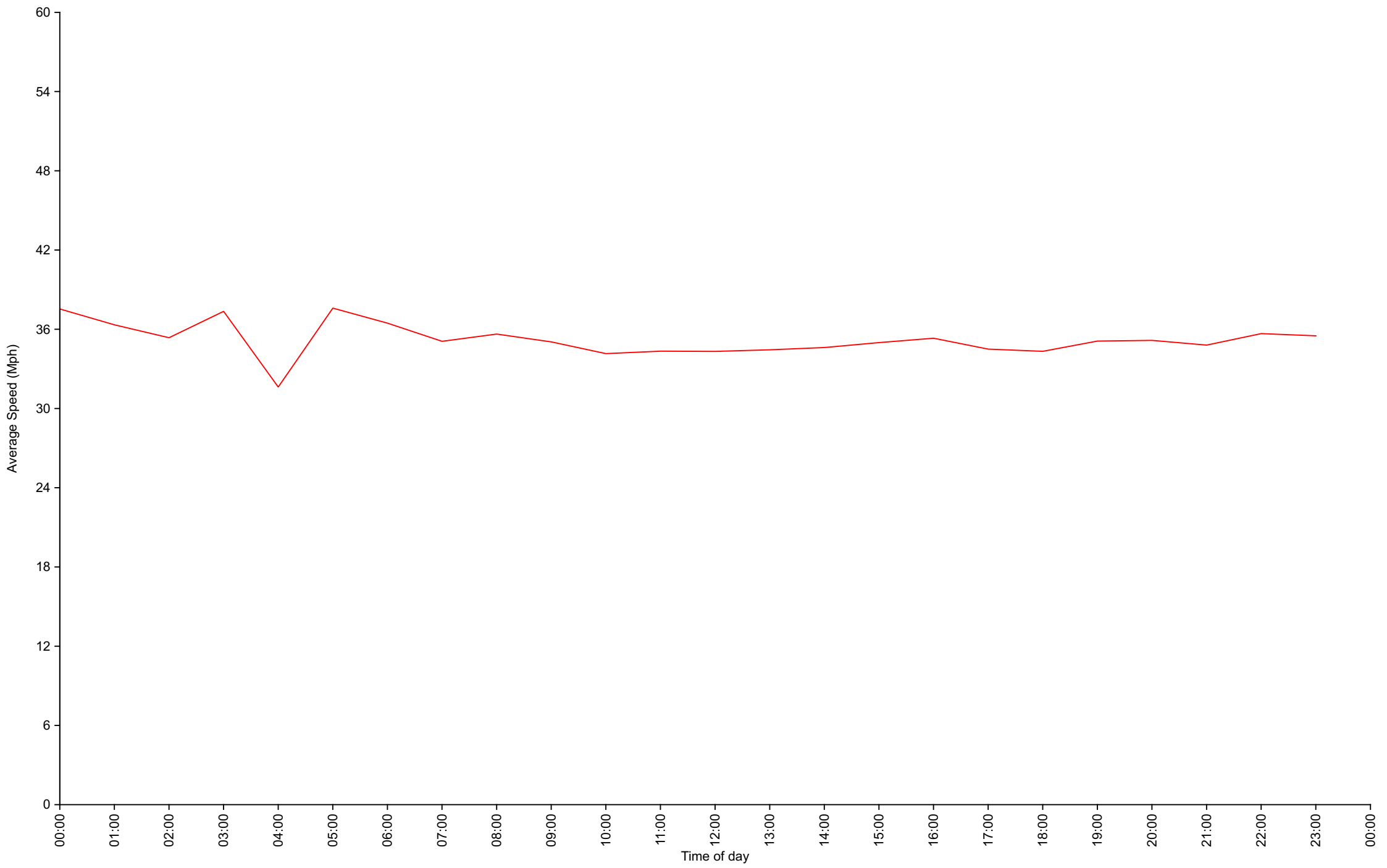
# Vehicle Counts By Speed Class

## Traffic Overview from Wed Feb 1 2023 to Tue Feb 28 2023



# Average Speed By Hour

Traffic Overview from Wed Feb 1 2023 to Tue Feb 28 2023  
(60 Minute Resolution)



# Cumulative Speed Distribution Curve

Traffic Overview from Wed Feb 1 2023 to Tue Feb 28 2023

