

Traffic Report

Traffic Overview from Wed Feb 1 2023 to Tue Feb 28 2023

Vehicle Speed Classes (Mph)

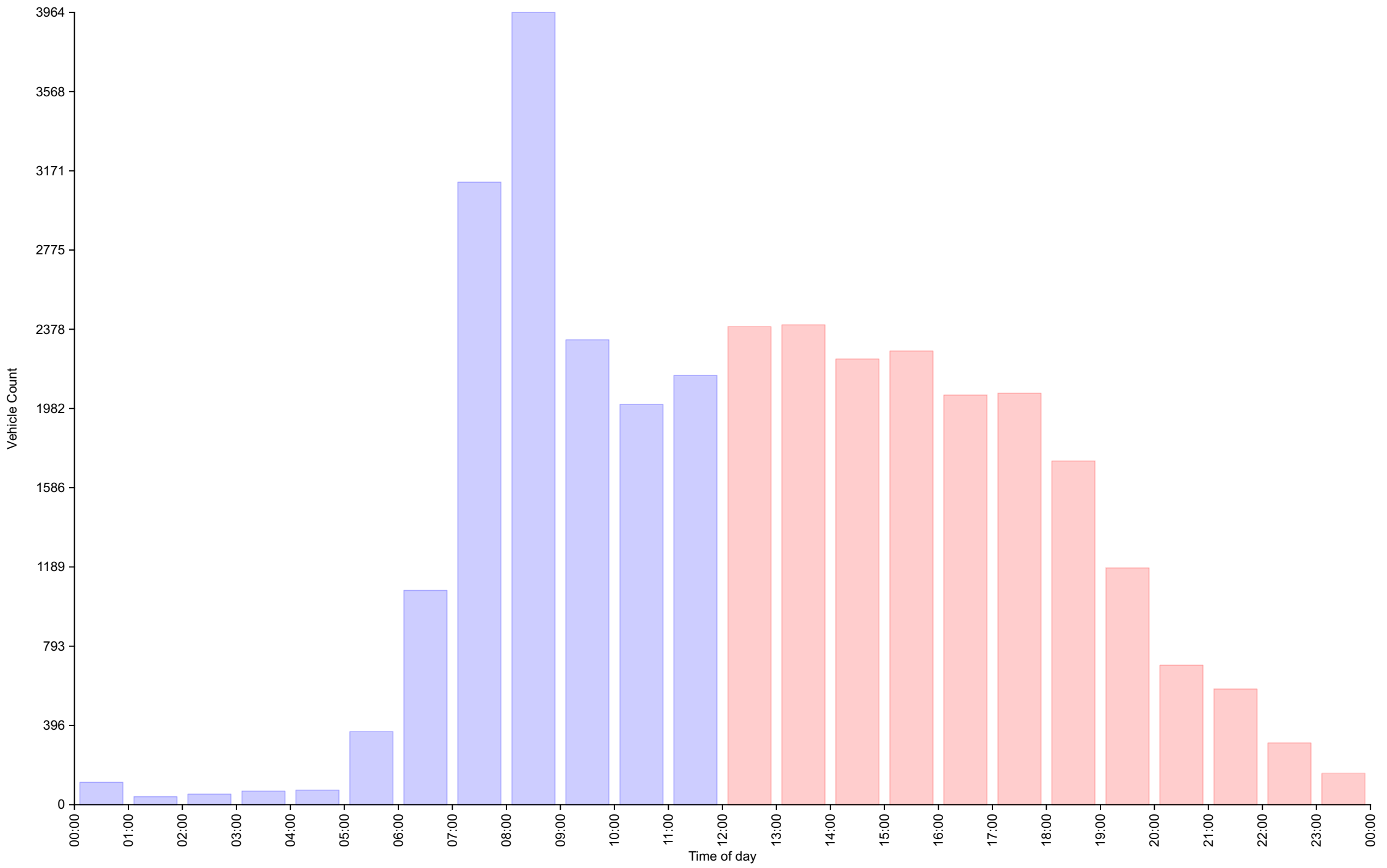
	<15	15 20	20 25	25 30	30 35	35 40	40 45	45 50	50 55	55 60	60 65	65 70	>70	Total	85th Percentile
00:00	1	1	1	18	44	28	9	4	0	1	3	1	1	112	40.1
01:00	0	0	0	5	5	18	4	4	1	2	1	0	0	40	46.0
02:00	7	0	3	2	6	11	12	6	5	1	0	0	0	53	46.1
03:00	0	2	11	9	22	7	13	0	3	1	0	0	0	68	42.2
04:00	0	0	1	15	34	14	4	2	2	1	0	0	0	73	36.8
05:00	1	2	0	39	119	109	56	23	9	7	1	0	0	366	41.7
06:00	4	14	1	103	447	272	143	47	22	9	6	2	2	1072	40.8
07:00	6	36	46	322	1319	902	365	89	15	10	1	4	0	3115	39.1
08:00	17	35	47	408	1677	1229	429	92	24	5	1	0	0	3964	38.7
09:00	17	29	29	305	1018	618	246	47	10	5	1	1	0	2326	38.5
10:00	16	41	49	345	917	466	121	38	8	1	1	0	0	2003	37.1
11:00	24	52	29	349	1042	459	139	32	11	2	7	2	0	2148	36.7
12:00	28	38	42	389	1123	555	160	38	10	5	1	3	0	2392	36.9
13:00	16	39	66	380	1104	560	167	50	12	5	2	0	0	2401	37.4
14:00	15	12	32	408	1057	514	152	30	7	2	0	1	0	2230	37.1
15:00	14	22	42	365	1000	590	172	41	12	9	2	0	1	2270	37.7
16:00	4	10	28	356	929	514	149	36	12	7	4	0	1	2050	37.7
17:00	10	27	31	425	864	495	146	36	20	3	1	1	0	2059	37.5
18:00	6	13	31	444	764	329	99	22	3	6	2	1	0	1720	36.5
19:00	6	5	25	287	475	241	90	26	10	6	8	4	2	1185	37.8
20:00	3	3	13	174	275	133	58	21	8	5	3	1	1	698	38.5
21:00	2	3	6	150	233	119	44	15	2	3	1	0	1	579	37.6
22:00	0	1	4	64	113	72	39	13	1	2	0	0	0	309	39.6
23:00	1	2	4	25	59	35	16	7	2	3	0	2	1	157	40.5
AM Total	93	212	217	1920	6650	4133	1541	384	110	45	22	10	3		
PM Total	105	175	324	3467	7996	4157	1292	335	99	56	24	13	7		
Total	198	387	541	5387	14646	8290	2833	719	209	101	46	23	10		
Percent	0.59%	1.16%	1.62%	16.13%	43.86%	24.83%	8.48%	2.15%	0.63%	0.30%	0.14%	0.07%	0.03%		

Time of day

Total Vehicles : 33390
 30th Percentile : 30.2 MPH
 50th Percentile : 32.3 MPH
 85th Percentile : 38.0 MPH
 95th Percentile : 42.4 MPH
 Average Speed : 33.4 MPH
 Highest Speed : 85.4 MPH
 Total Over Speed Limit : 80.5 % (26877 / 33390)

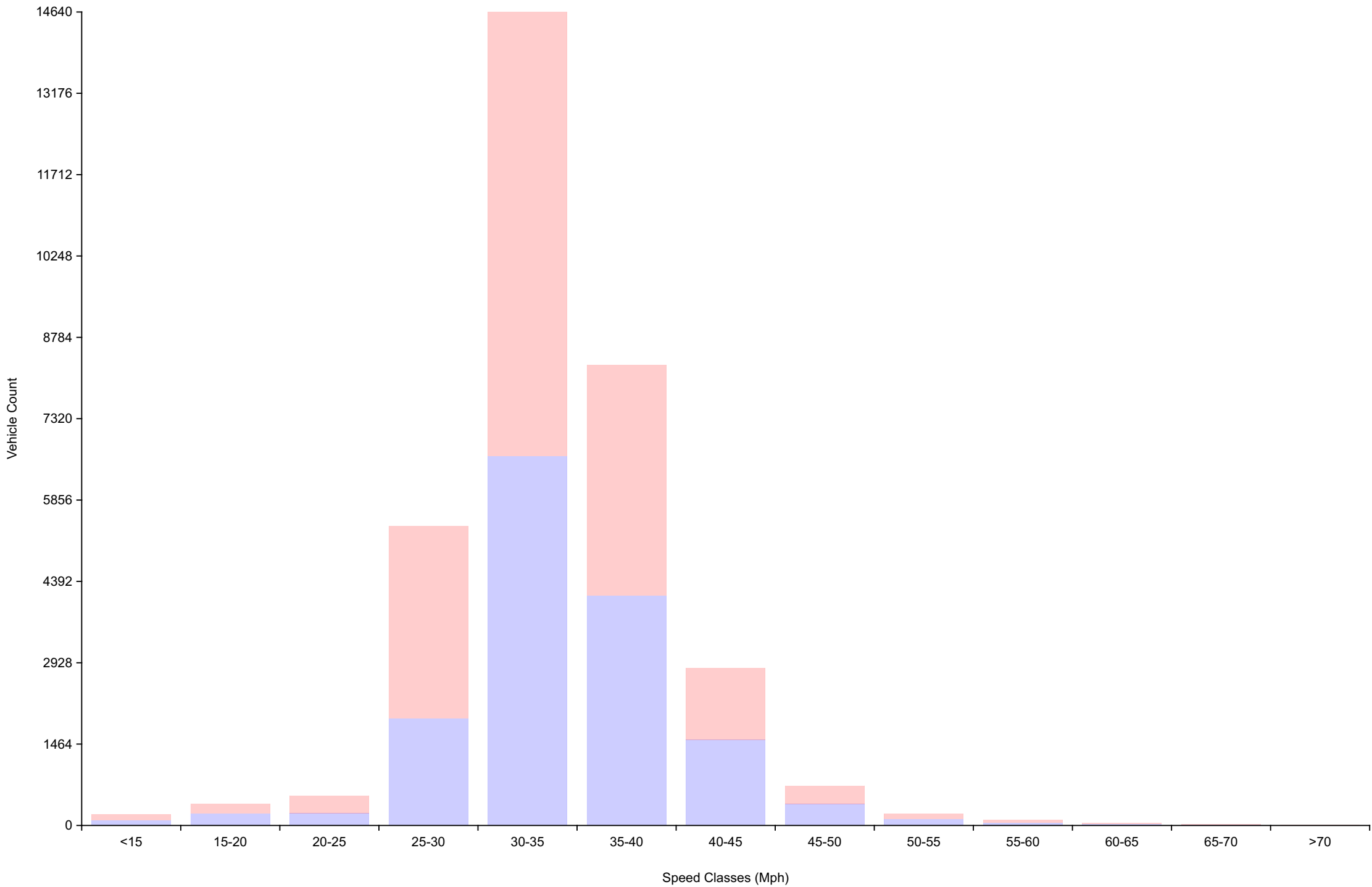
Vehicle Counts By Hour

Traffic Overview from Wed Feb 1 2023 to Tue Feb 28 2023
(60 Minute Resolution)



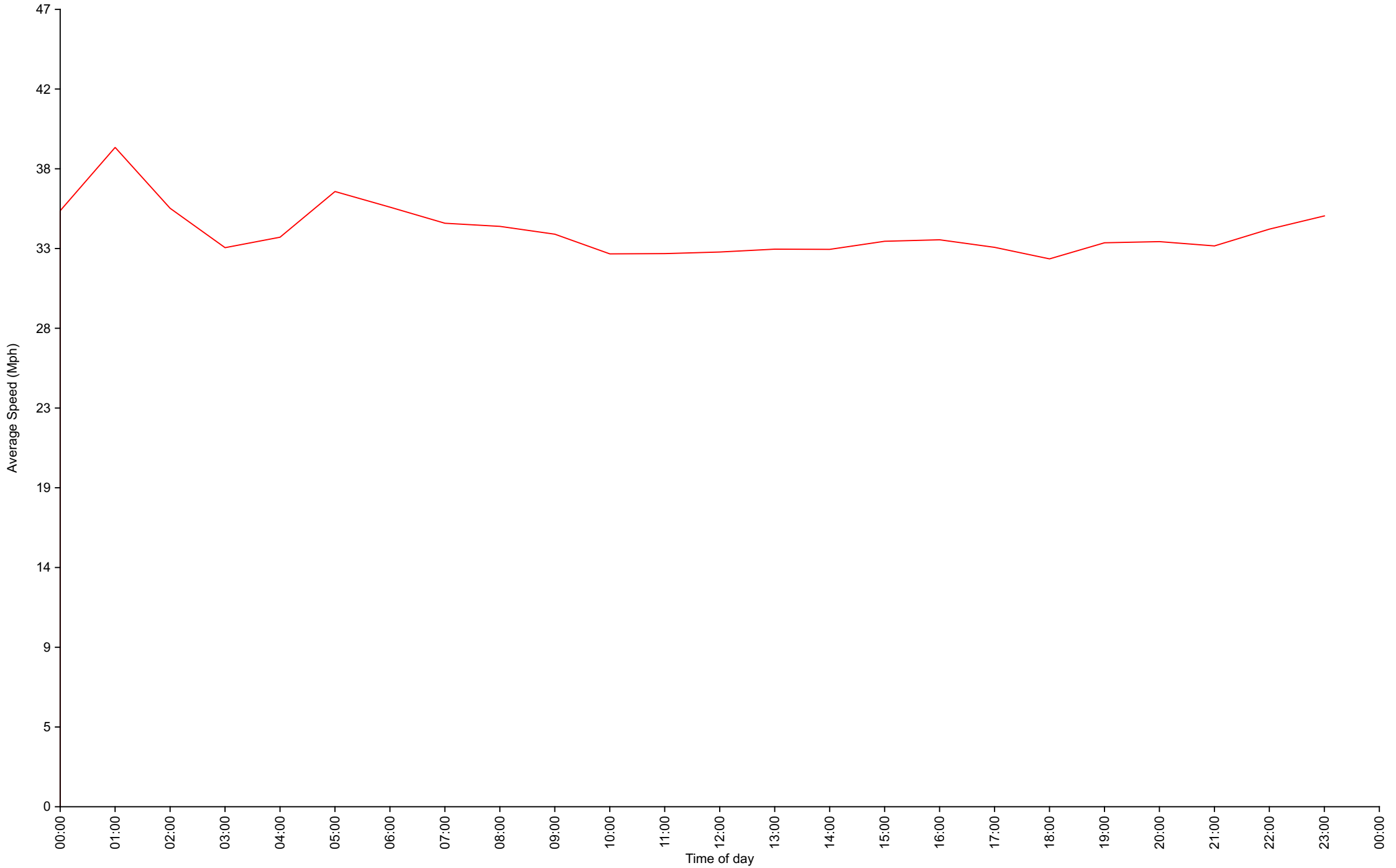
Vehicle Counts By Speed Class

Traffic Overview from Wed Feb 1 2023 to Tue Feb 28 2023



Average Speed By Hour

Traffic Overview from Wed Feb 1 2023 to Tue Feb 28 2023
(60 Minute Resolution)



Cumulative Speed Distribution Curve

Traffic Overview from Wed Feb 1 2023 to Tue Feb 28 2023

