

May 2023 Report - 49

Traffic Overview from Mon May 1 2023 to Wed May 31 2023

Vehicle Speed Classes (Mph)

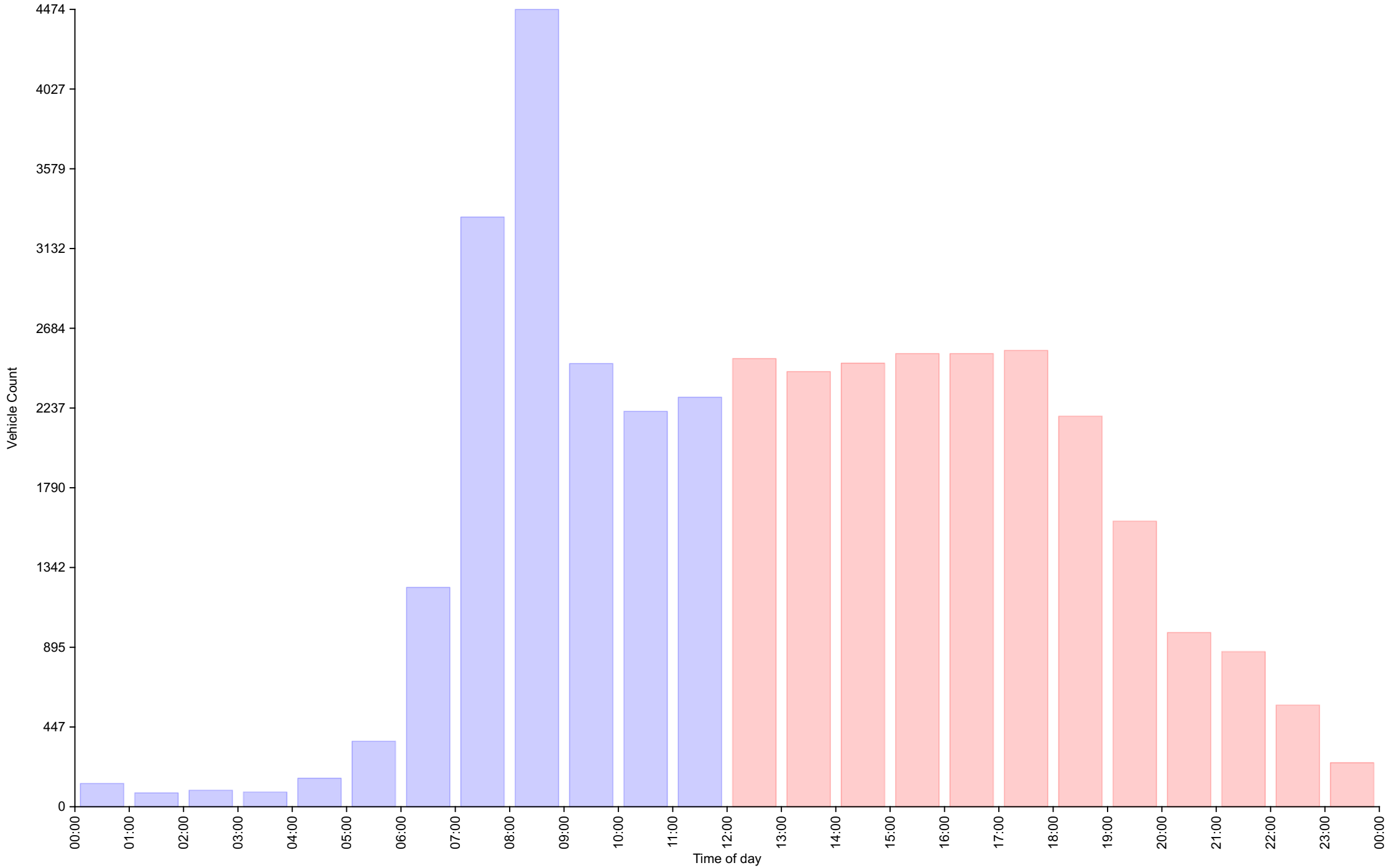
	<15	15 20	20 25	25 30	30 35	35 40	40 45	45 50	50 55	55 60	60 65	65 70	>70	Total	85th Percentile
00:00	0	0	2	35	34	28	9	10	4	3	4	1	1	131	44.6
01:00	4	0	1	17	24	14	5	10	2	0	1	0	0	78	44.3
02:00	0	11	4	17	24	10	8	7	8	3	0	1	0	93	45.8
03:00	0	2	0	17	25	18	9	8	3	1	0	0	0	83	43.8
04:00	9	1	0	19	73	46	6	3	1	2	0	0	0	160	36.7
05:00	0	7	0	30	90	116	84	29	6	4	2	0	0	368	43.0
06:00	7	28	6	65	417	358	188	104	32	16	8	2	0	1231	43.3
07:00	17	57	33	252	1204	1099	482	127	24	9	0	3	2	3309	40.1
08:00	20	77	34	479	1880	1319	511	120	23	8	3	0	0	4474	39.0
09:00	11	71	40	319	1020	703	237	68	12	4	0	0	2	2487	38.5
10:00	42	65	50	416	956	488	148	38	8	6	1	1	0	2219	37.0
11:00	49	53	65	435	1064	457	125	33	14	2	1	0	0	2298	36.6
12:00	34	48	56	456	1067	598	191	47	13	3	2	0	0	2515	37.5
13:00	20	30	78	404	1108	572	156	54	15	3	1	0	1	2442	37.3
14:00	11	37	47	478	1151	518	188	30	19	6	4	0	0	2489	37.4
15:00	30	24	45	423	1104	660	196	44	11	5	1	0	0	2543	37.6
16:00	16	33	46	403	1081	668	212	60	15	2	5	1	1	2543	38.0
17:00	23	34	37	338	1044	720	276	68	12	3	5	1	0	2561	38.8
18:00	8	33	20	280	927	593	233	68	19	6	2	3	0	2192	39.0
19:00	19	30	32	262	651	399	135	43	23	5	3	1	0	1603	38.6
20:00	12	15	14	167	358	254	102	39	7	3	3	3	1	978	39.4
21:00	2	8	14	225	357	163	66	21	8	5	1	0	1	871	37.3
22:00	1	2	5	156	223	108	38	22	6	5	1	2	2	571	37.7
23:00	0	0	3	55	88	55	19	16	6	2	2	0	1	247	40.8
AM Total	159	372	235	2101	6811	4656	1812	557	137	58	20	8	5		
PM Total	176	294	397	3647	9159	5308	1812	512	154	48	30	11	7		
Total	335	666	632	5748	15970	9964	3624	1069	291	106	50	19	12		
Percent	0.87%	1.73%	1.64%	14.94%	41.50%	25.89%	9.42%	2.78%	0.76%	0.28%	0.13%	0.05%	0.03%		

Time of day

Total Vehicles : 38486
 30th Percentile : 30.3 MPH
 50th Percentile : 32.6 MPH
 85th Percentile : 38.6 MPH
 95th Percentile : 43.2 MPH
 Average Speed : 33.6 MPH
 Highest Speed : 79.9 MPH
 Total Over Speed Limit : 80.8 % (31105 / 38486)

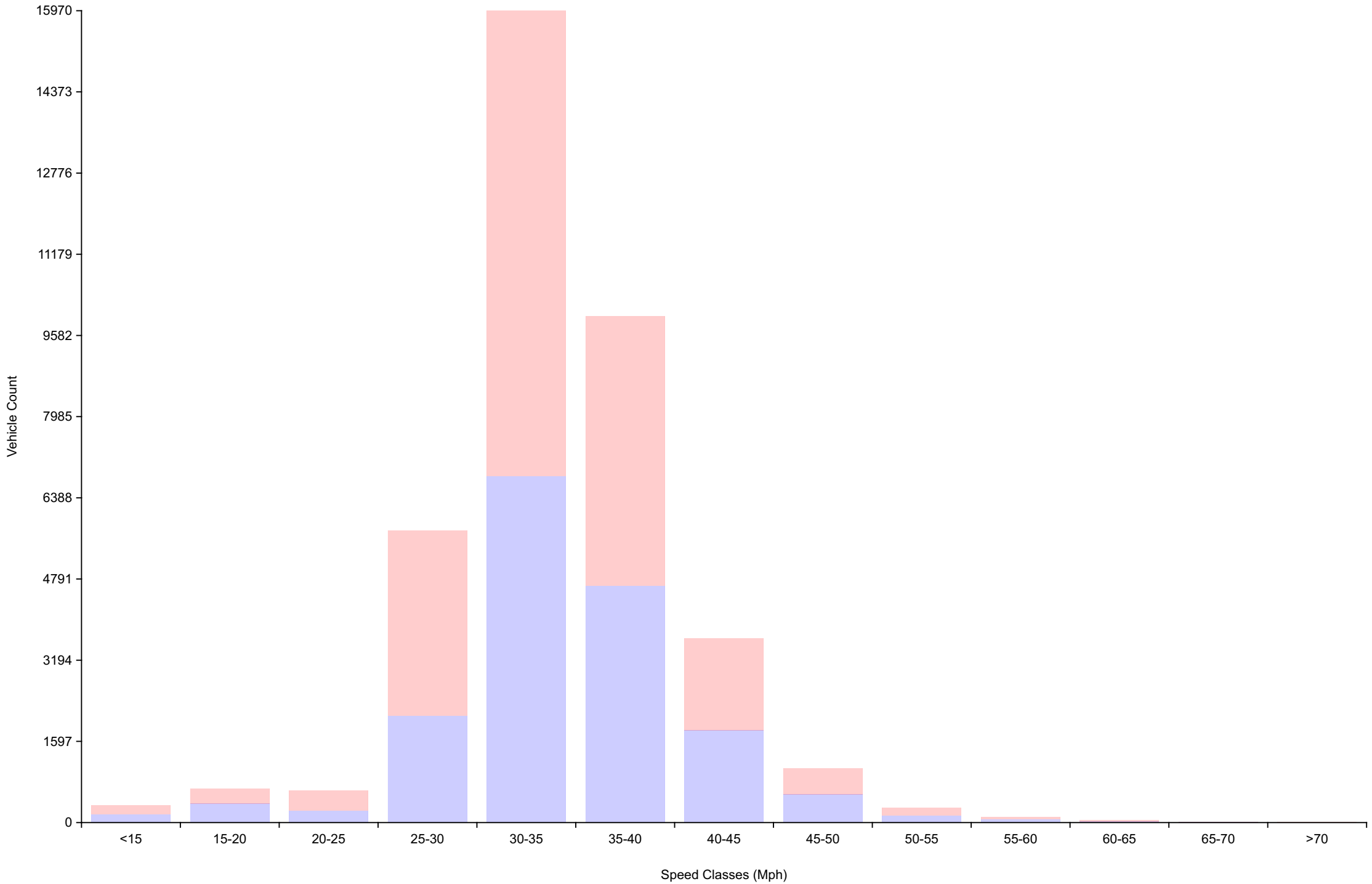
Vehicle Counts By Hour

Traffic Overview from Mon May 1 2023 to Wed May 31 2023
(60 Minute Resolution)



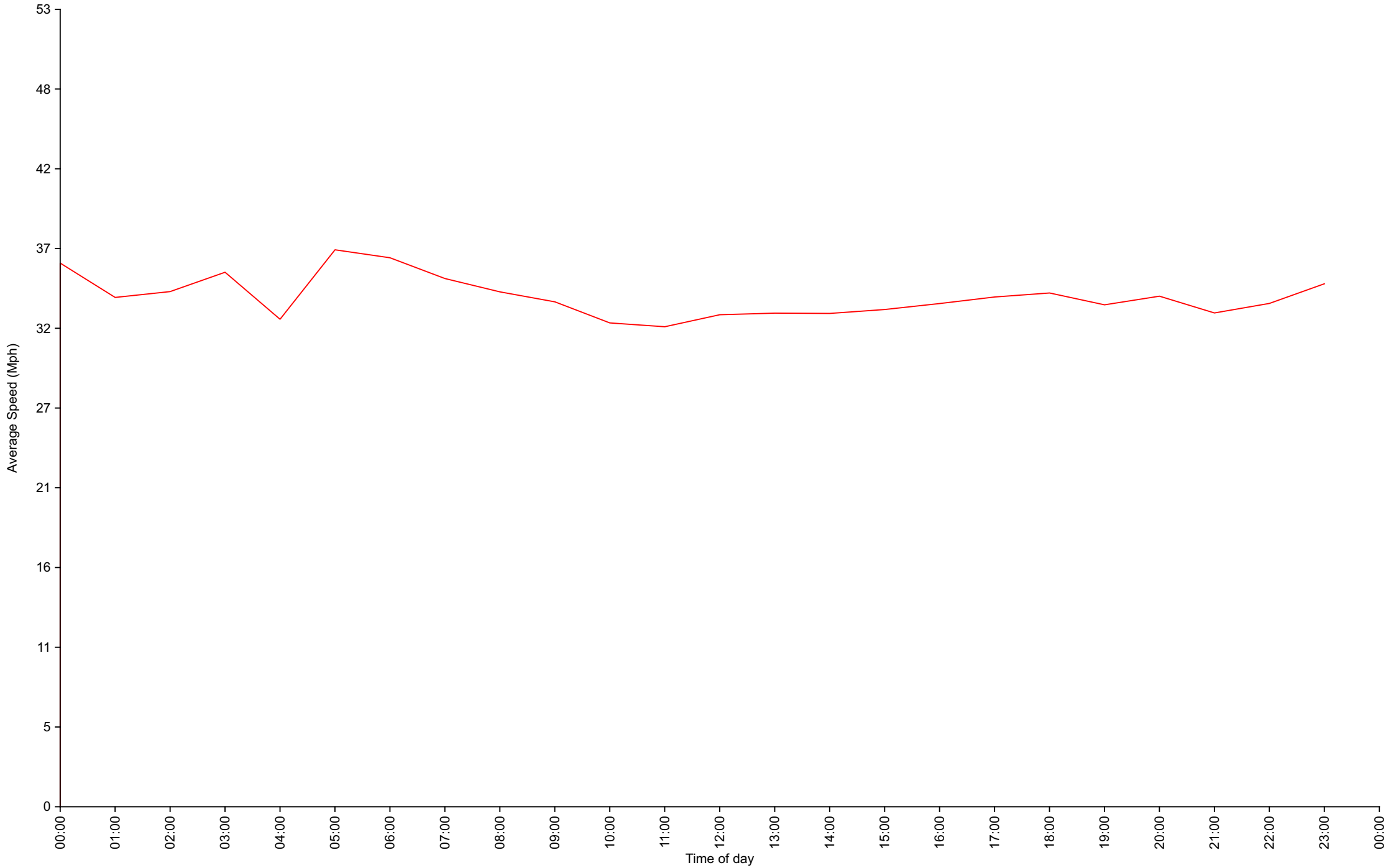
Vehicle Counts By Speed Class

Traffic Overview from Mon May 1 2023 to Wed May 31 2023



Average Speed By Hour

Traffic Overview from Mon May 1 2023 to Wed May 31 2023
(60 Minute Resolution)



Cumulative Speed Distribution Curve

Traffic Overview from Mon May 1 2023 to Wed May 31 2023

